

# For Elise (Albumblatt)

**RP**

**Level C**

**Ludwig van  
Beethoven 1770-1827**

**Simplified Version**




**Color for LH Notes - Pink**

**Colors for RH Notes -**  
Notes of 1 or more full beats: White  
  
Notes with fractional beats: Color  
highlights below indicate the denominator  
of the beat fraction.



**From the Music  
Innovator's Workshop**



# For Elise

Poco Moto #: 0

Musical notation for the left hand of 'For Elise'. The piece is in C major and 3/4 time. The notation is organized into three systems, each with three staves. The first staff of each system is highlighted in light blue and contains a sequence of chords: C4-E4-G4 (labeled '4'), C4-E4-G4 (labeled '1'), and C4-E4-G4 (labeled '2'). The second staff is highlighted in light green and contains a sequence of chords: C4-E4-G4 (labeled '1'), C4-E4-G4 (labeled '4'), and C4-E4-G4 (labeled '1'). The third staff is highlighted in yellow and contains a sequence of chords: C4-E4-G4 (labeled '5'), C4-E4-G4 (labeled '4'), and C4-E4-G4 (labeled '5'). The notation includes fingerings (1-5) and articulation marks (accents and slurs). Vertical bars on the left side of the page indicate the start of each system.

Musical notation for the right hand of 'For Elise'. The notation is organized into three systems, each with three staves. The first staff of each system is highlighted in light blue and contains a sequence of chords: C4-E4-G4 (labeled '4'), C4-E4-G4 (labeled '1'), and C4-E4-G4 (labeled '2'). The second staff is highlighted in light green and contains a sequence of chords: C4-E4-G4 (labeled '1'), C4-E4-G4 (labeled '4'), and C4-E4-G4 (labeled '1'). The third staff is highlighted in yellow and contains a sequence of chords: C4-E4-G4 (labeled '5'), C4-E4-G4 (labeled '4'), and C4-E4-G4 (labeled '5'). The notation includes fingerings (1-5) and articulation marks (accents and slurs). Vertical bars on the left side of the page indicate the start of each system.

The left-hand piano part diagram consists of five systems of three staves each. The first system is divided into three columns labeled 3, 4, and 5. The first column (3) has a light blue background and contains pink circles with numbers 4 and 1. The second column (4) has a light green background and contains yellow circles with numbers 1 and 3. The third column (5) has a light yellow background and contains yellow circles with numbers 4 and 5. A horizontal pink bar spans across the first two columns of the first system. The second system has a pink bar across the first two columns. The third system has a pink bar across the first two columns. The fourth system has a pink bar across the first two columns. The fifth system has a pink bar across the first two columns. The diagram uses color-coding to group notes and includes fingerings (1-5) and articulation marks (accents and slurs).

The right-hand piano part diagram consists of five systems of three staves each. The first system is divided into three columns labeled 3, 4, and 5. The first column (3) has a light blue background and contains pink circles with numbers 4 and 1. The second column (4) has a light green background and contains yellow circles with numbers 1 and 4. The third column (5) has a light yellow background and contains yellow circles with numbers 4 and 5. A horizontal pink bar spans across the first two columns of the first system. The second system has a pink bar across the first two columns. The third system has a pink bar across the first two columns. The fourth system has a pink bar across the first two columns. The fifth system has a pink bar across the first two columns. The diagram uses color-coding to group notes and includes fingerings (1-5) and articulation marks (accents and slurs). A legend on the right side shows a pink bar labeled '1.' and a green bar labeled '2.'.

Musical notation for the left hand of 'Für Elise' by Beethoven. The notation is organized into three vertical columns labeled 3, 4, and 5 at the top. The first column (3) is light blue, the second (4) is light green, and the third (5) is light yellow. The notation consists of six staves. The first four staves are in a 3/4 time signature, and the last two are in a 2/4 time signature. The notes are represented by pink ovals, and the fingerings are indicated by numbers 1, 2, 3, and 4. The first staff has a large pink oval on the first line. The second staff has a large pink oval on the second line. The third staff has a large pink oval on the third line. The fourth staff has a large pink oval on the fourth line. The fifth staff has a large pink oval on the fifth line. The sixth staff has a large pink oval on the first line. The notation is annotated with various fingerings and articulation marks, including slurs and accents.

Musical notation for the right hand of 'Für Elise' by Beethoven. The notation is organized into three vertical columns labeled 3, 4, and 5 at the top. The first column (3) is light blue, the second (4) is light green, and the third (5) is light yellow. The notation consists of six staves. The first four staves are in a 3/4 time signature, and the last two are in a 2/4 time signature. The notes are represented by pink ovals, and the fingerings are indicated by numbers 1, 2, 3, 4, and 5. The first staff has a large pink oval on the first line. The second staff has a large pink oval on the second line. The third staff has a large pink oval on the third line. The fourth staff has a large pink oval on the fourth line. The fifth staff has a large pink oval on the fifth line. The sixth staff has a large pink oval on the first line. The notation is annotated with various fingerings and articulation marks, including slurs and accents.

Musical notation for the left hand of 'Für Elise'. The piece is in 3/4 time. The notation is organized into three columns: column 3 (cyan), column 4 (green), and column 5 (yellow). Fingerings are indicated by numbers 1-5. The notes are represented by circles: pink for notes in column 3, blue for notes in column 5, and yellow for notes in column 5. The notes in column 5 are arranged in a descending sequence from the top of the page to the bottom.

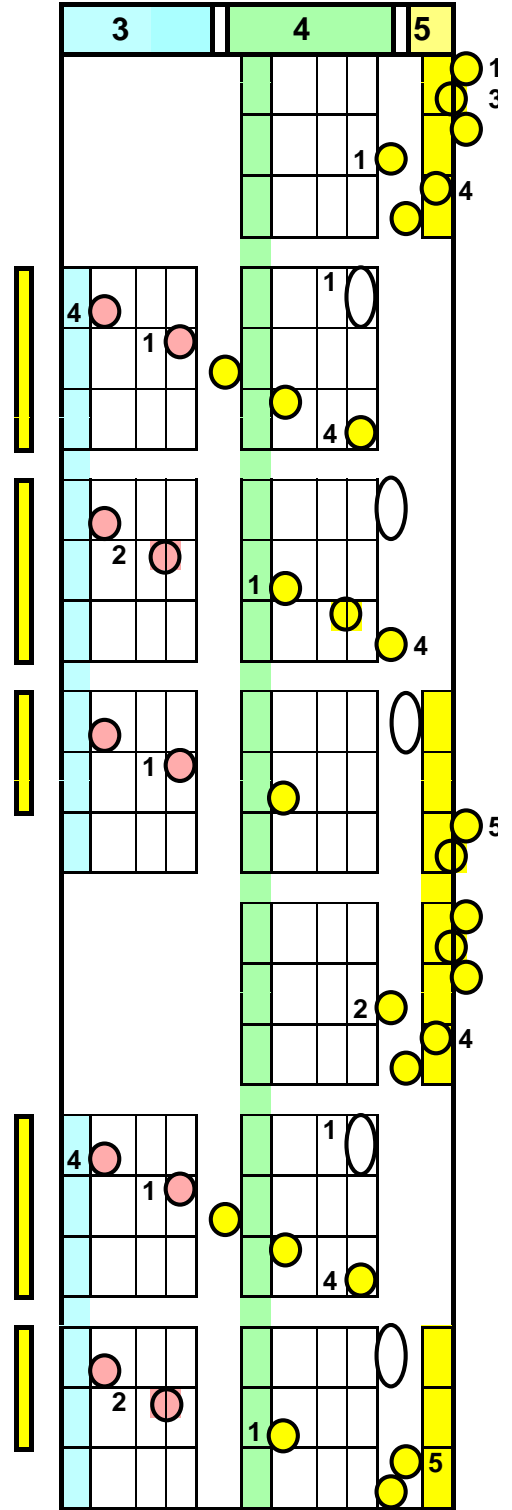
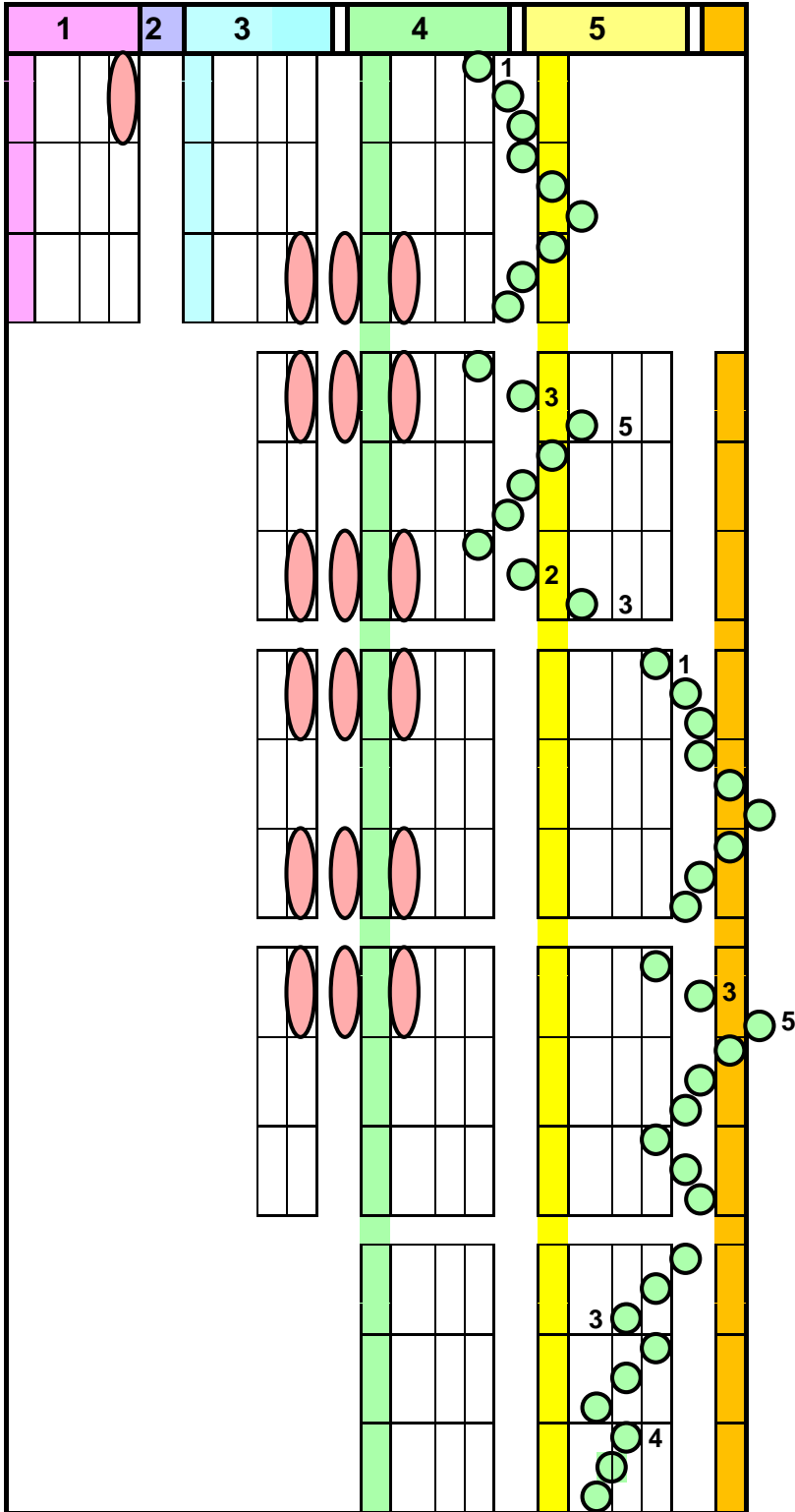
Musical notation for the right hand of 'Für Elise'. The piece is in 3/4 time. The notation is organized into three columns: column 3 (cyan), column 4 (green), and column 5 (yellow). Fingerings are indicated by numbers 1-5. The notes are represented by circles: pink for notes in column 3, yellow for notes in column 4, and yellow for notes in column 5. The notes in column 5 are arranged in an ascending sequence from the bottom of the page to the top.

The image displays a musical score for two staves, likely representing the right and left hands of a piano. The score is organized into measures, with the first staff having measures 3, 4, and 5 highlighted in cyan, green, and yellow respectively. The second staff has measures 2, 3, 4, and 5 highlighted in purple, cyan, green, and yellow respectively. Fingerings are indicated by numbers 1-5 next to notes. Pedal markings are shown as vertical bars on the left of the staves. The notation includes notes, rests, and slurs.

*Pedal ad lib*

The image displays two systems of musical notation for a piano piece. Each system consists of a piano part (left) and a pedal part (right). The piano part is written on a grand staff with five lines. The pedal part is written on a single line with a clef and the instruction "Pedal ad lib".

The score is divided into four measures, labeled 2, 3, 4, and 5 at the top. Measure 2 is highlighted in purple, measure 3 in cyan, measure 4 in green, and measure 5 in yellow. Fingerings are indicated by numbers 1-5. Pedal markings are shown as red circles on the piano part and yellow circles on the pedal part. The piano part includes various note values, rests, and articulation marks. The pedal part shows the timing and duration of the pedal effect.





The left-hand piano diagram is organized into three vertical columns labeled 3, 4, and 5 at the top. Column 3 (light blue background) contains five rows of piano staves. Column 4 (light green background) contains six rows. Column 5 (light yellow background) contains seven rows. Pink circles represent notes in column 3, and yellow circles represent notes in columns 4 and 5. Fingerings (1-5) are indicated next to notes. Vertical yellow bars are placed to the left of each column. The diagram shows a sequence of notes and fingerings across the three columns, with some notes appearing in multiple rows.

The right-hand piano diagram is organized into four vertical columns labeled 2, 3, 4, and 5 at the top. Column 2 (light purple background) contains one row. Column 3 (light blue background) contains five rows. Column 4 (light green background) contains six rows. Column 5 (light yellow background) contains seven rows. Pink circles represent notes in column 3, and yellow circles represent notes in columns 4 and 5. Fingerings (1-5) are indicated next to notes. Vertical yellow bars are placed to the left of each column. The diagram shows a sequence of notes and fingerings across the four columns, with some notes appearing in multiple rows.

*Page is Blank*