

***Sonata quasi una
Fantasia --The
"Moonlight Sonata"***

RP


Level A

***Ludwig van Beethoven
1770-1827***

With Duet Part

Last Half of Piece

***From the Music
Innovator's Workshop***



Piano Primo

Adagio sostenuto # : 4 Beats: 4 MM: 52

About This Arrangement

This version of the duet arrangement is provided so that beginning students can perform this great music before having to learn the whole long piece.

This arrangement starts with the first 4 measures of the piece, then goes directly to the last half of the piece.

After you learn to play this arrangement, you will surely want to learn the rest of this wonderful piece of music.

About the Duet Part

Note color indicates octave group (not rhythm as in the primo part). The letters and numbers in the notes are the names and addresses of the notes and indicate pitch. Notes without names or addresses are repeated notes.

Teacher's or Duet Part Octave Group Coloring



4



A



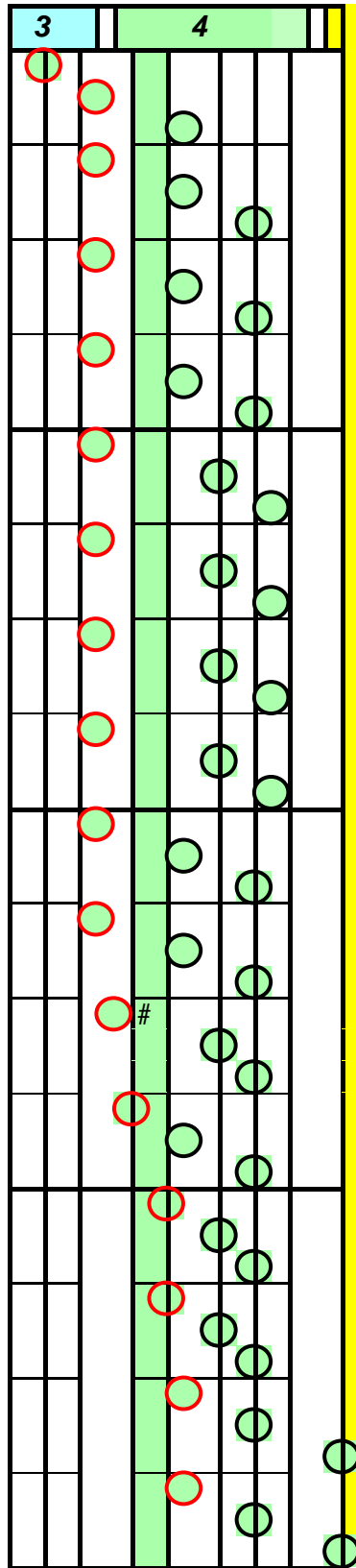
4



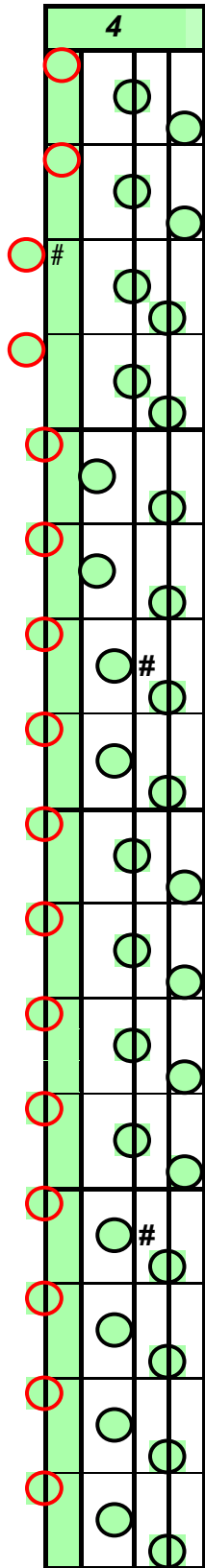

3



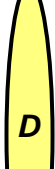

B



Duet Part



Duet Part



The image displays two musical diagrams for a duet part, each consisting of a 3-measure section and a 4-measure section. The notes are represented by circles on a grid, with red circles indicating specific notes and green circles indicating others. The diagrams are annotated with ovals and letters/numbers.

Left Diagram:

- Section 3 (measures 1-3): Red circles on the 1st, 2nd, and 3rd lines of the staff.
- Section 4 (measures 4-7): Green circles on the 1st, 2nd, and 3rd lines of the staff. A sharp sign (#) is present above the 4th measure.
- Annotations: Yellow ovals labeled D, C, 1, B, and A are positioned vertically to the right of the staff. A green oval labeled 4 is at the bottom.

Right Diagram:

- Section 3 (measures 1-3): Red circles on the 1st, 2nd, and 3rd lines of the staff.
- Section 4 (measures 4-7): Green circles on the 1st, 2nd, and 3rd lines of the staff. A sharp sign (#) is present above the 4th measure.
- Annotations: Green ovals labeled 3, 4, A, 4, and 1 are positioned vertically to the right of the staff. A blue oval labeled 4 is at the bottom.

Page is Blank