

1307-21

Sonata Pathetique

- Adagio Cantabile

RP

Level E

Ludwig Van Beethoven

LH

Color for LH notes
-Pink

RH

Colors for RH notes
 Notes of 1 or more full beats: White
 Notes with fractional beats: Color highlights below indicates the denominator of the beat fraction.

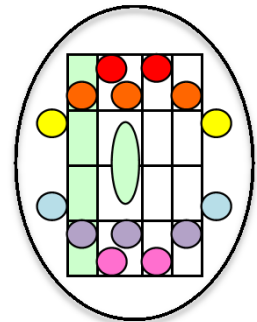
2

3

4

>4

From the Music Innovator's Workshop



Adagio cantabile b: 4 4/4

1

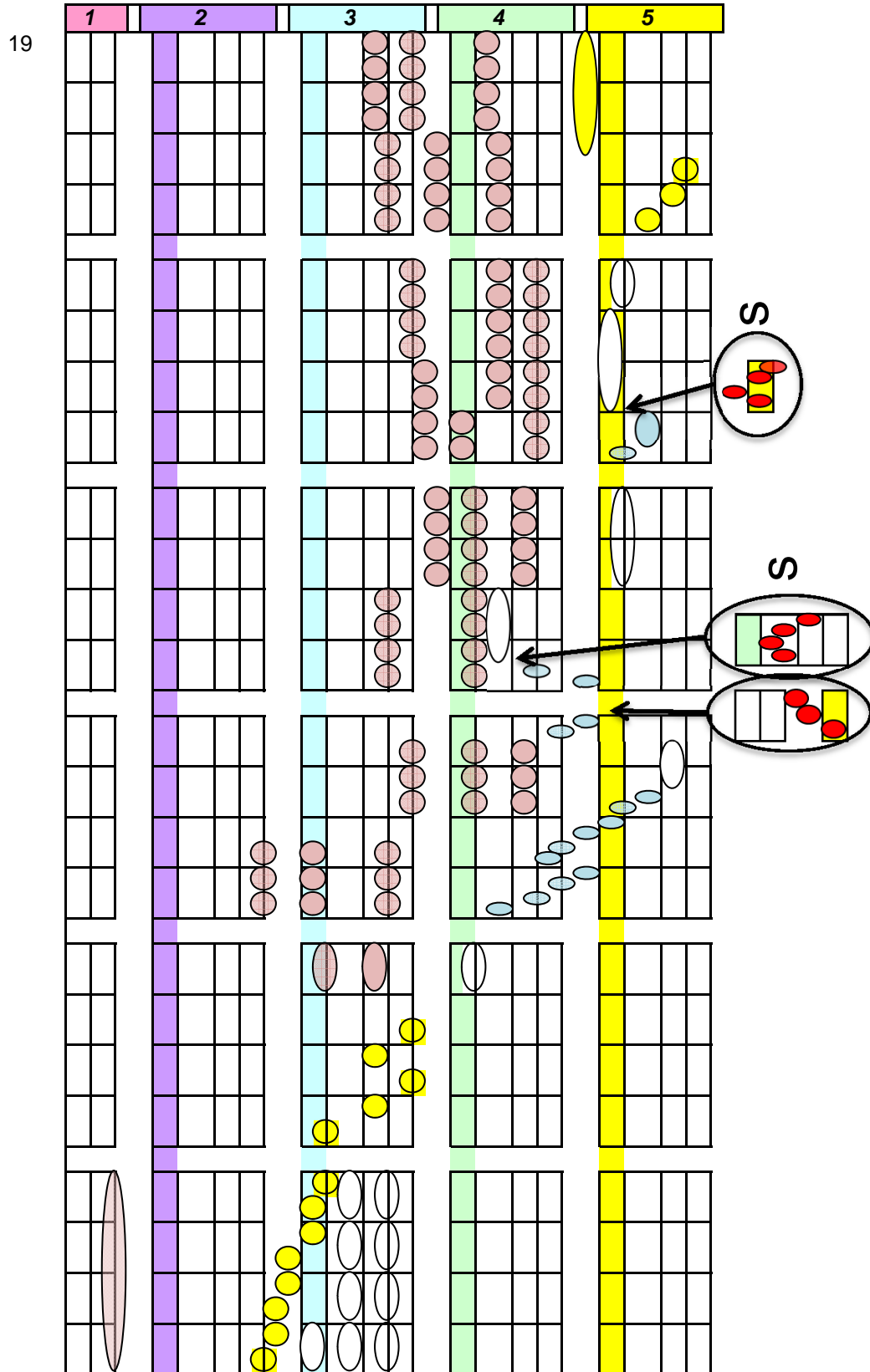
	2	3	4

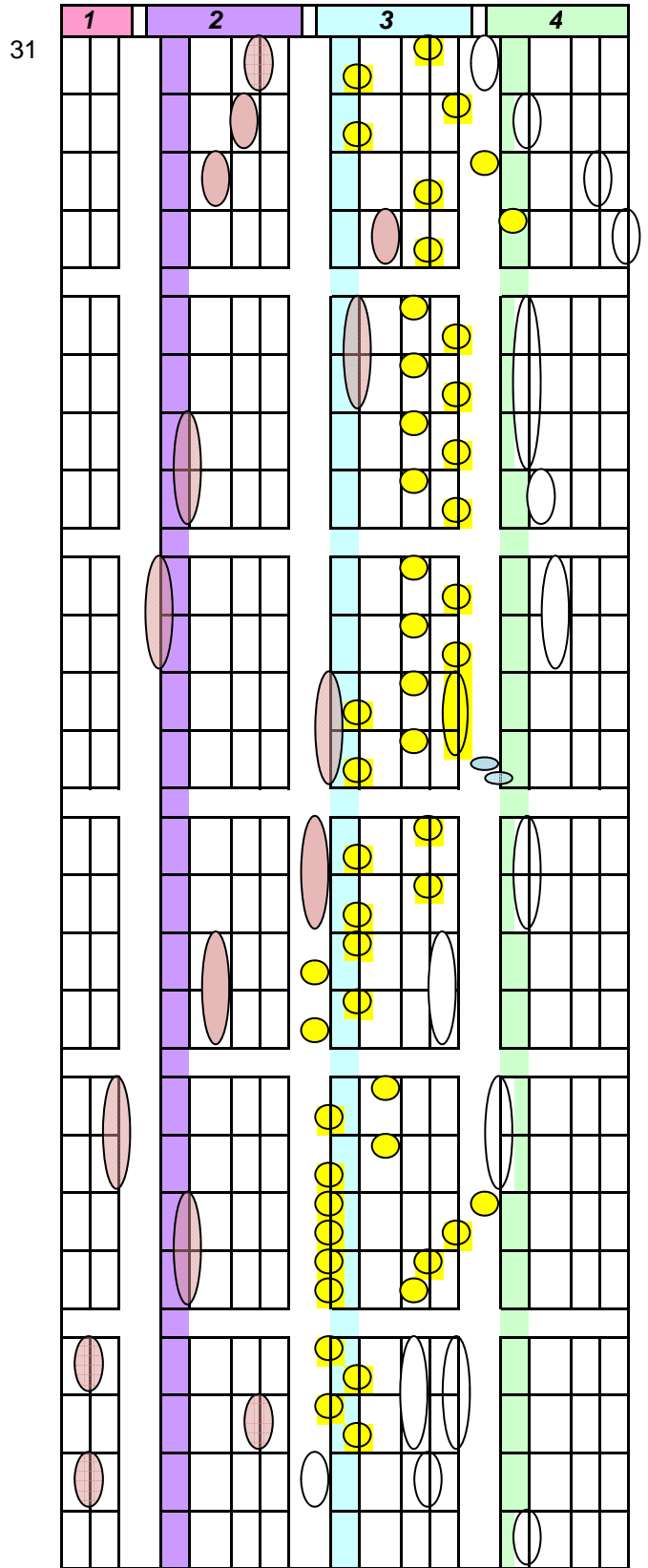
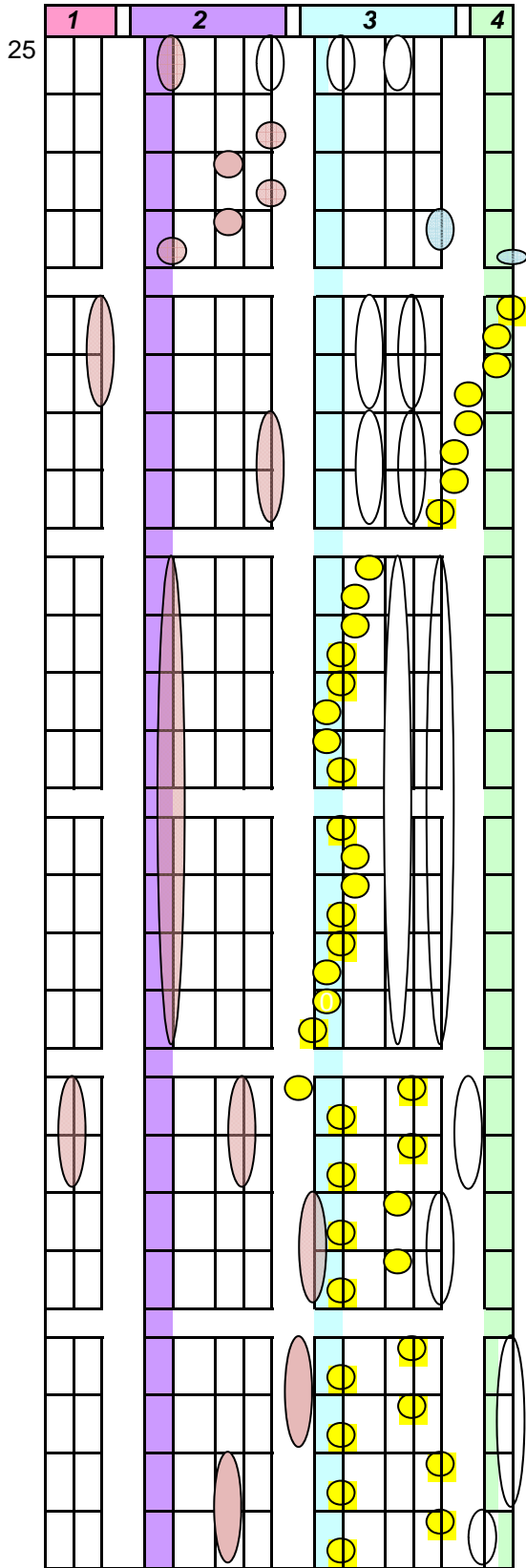
7

1	2	3	4	5

13

The diagram illustrates a 7x5 grid of guitar fretboard diagrams for the 13th measure. The columns are labeled 2, 3, 4, 5, and 6, representing fret numbers. The rows represent strings. The diagrams show various fingerings and techniques, including circles for notes, ovals for barre, and colored circles for specific notes. Column 2 is purple, 3 is cyan, 4 is green, 5 is yellow, and 6 is orange.





37

(3)

41

#: 5

The image displays a musical score visualization for Beethoven's Sonata Pathétique, 2nd movement. The score is organized into six numbered sections, each with a distinct color header: 1 (pink), 2 (purple), 3 (cyan), 4 (green), 5 (yellow), and 6 (orange). The notation is presented on a grid of staves. Various musical elements are highlighted with colored ovals: a large red oval in section 3, a large green oval in section 5, and a large orange oval in section 6. The number '41' is positioned at the top left, and '#: 5' is positioned to the left of the fifth staff.

The diagram shows a musical score for the 2nd movement of Beethoven's Sonata, Pathétique, Level E. The score is organized into four measures, labeled 1, 2, 3, and 4 at the top. Measure 1 is pink, measure 2 is purple, measure 3 is cyan, and measure 4 is green. The score is written on a grand staff with five lines per hand. Measure 1 contains a whole note G4 in the right hand and a whole note G3 in the left hand. Measure 2 contains a whole note G4 in the right hand and a whole note G3 in the left hand. Measure 3 contains a whole note G4 in the right hand and a whole note G3 in the left hand, with a series of sixteenth notes in the right hand. Measure 4 contains a whole note G4 in the right hand and a whole note G3 in the left hand. The score is marked with a time signature of 4/4 and a key signature of one flat (Bb). The tempo is marked 'b: 4' and the instrument is '(Cb)'. The number '45' is written at the top left of the score.

49

1 2 3 4

(Cb)

(Ab)

(Bb)

Detailed description: The image shows a musical score for a piano. It is organized into four measures, numbered 1 to 4 at the top. Measure 1 is highlighted in pink, measure 2 in purple, measure 3 in cyan, and measure 4 in green. The score is presented in three systems. The first system is labeled '(Cb)' on the right. The second system is labeled '(Ab)' and the third '(Bb)' on the right. The notation is represented on a grid of staves. In measure 1, there are several brown circles, with a 'b' indicating a flat. In measure 2, there are brown circles and a brown oval. In measure 3, there are green circles and a green oval. In measure 4, there are green ovals. The number '49' is written to the left of the first staff in the first system.

The image displays two systems of musical notation for a piano exercise. The first system begins at measure 53 and the second at measure 57. Each system is divided into three columns labeled '2', '3', and '4' at the top, which correspond to the second, third, and fourth fingers respectively. The notation is presented on a grid of five lines per staff. Various colored markers are used throughout the piece: purple vertical bars, light blue vertical bars, light green vertical bars, and yellow vertical bars. Circles in different colors (green, brown, white, red) are placed on the lines of the staves to indicate specific notes or fingerings. Some circles are elongated horizontally, while others are small dots. The notation is dense and covers most of the five-line staff in each measure.

61

65

2	3	4	5	6

