

# Appassionato

**RP**

**Level E**

**Franz Liszt**  
**1811-1886**

## Note Colors

*PINK Notes are for the LEFT Hand*

*Color highlights for the RIGHT Hand indicate rhythm:*

**WHITE** - 1 beat or multiples of 1 beat.

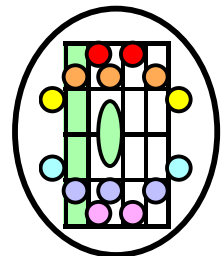
**YELLOW** - 1/2 beat or multiples of 1/2 beat.

**GREEN** - 1/3 beat or multiples

**BLUE** - 1/4 beat or multiples.

**RED** - 1/6 beat or multiples.

**From the Music  
Innovator's Workshop**



**Page is Blank**

# Appassionato

**Animato #: 6**

*dolcissimo appassionato*

**Franz Liszt**

1811-1886

Ped

Pedal simile

Pedal simile

Next page changes key: b: 2

a tempo b: 2

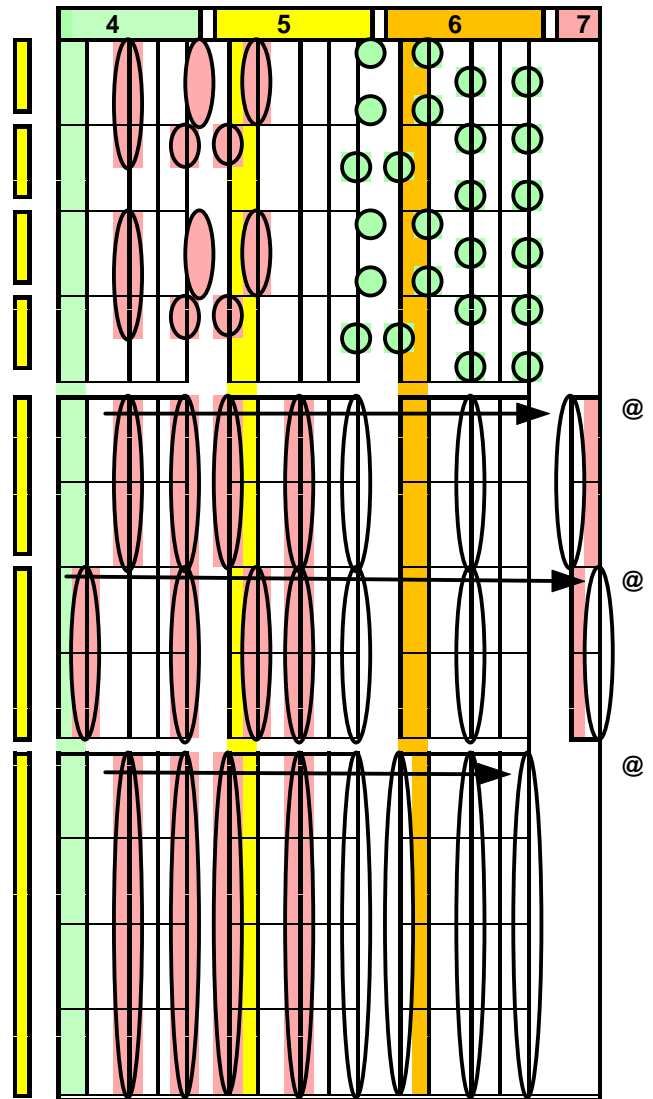
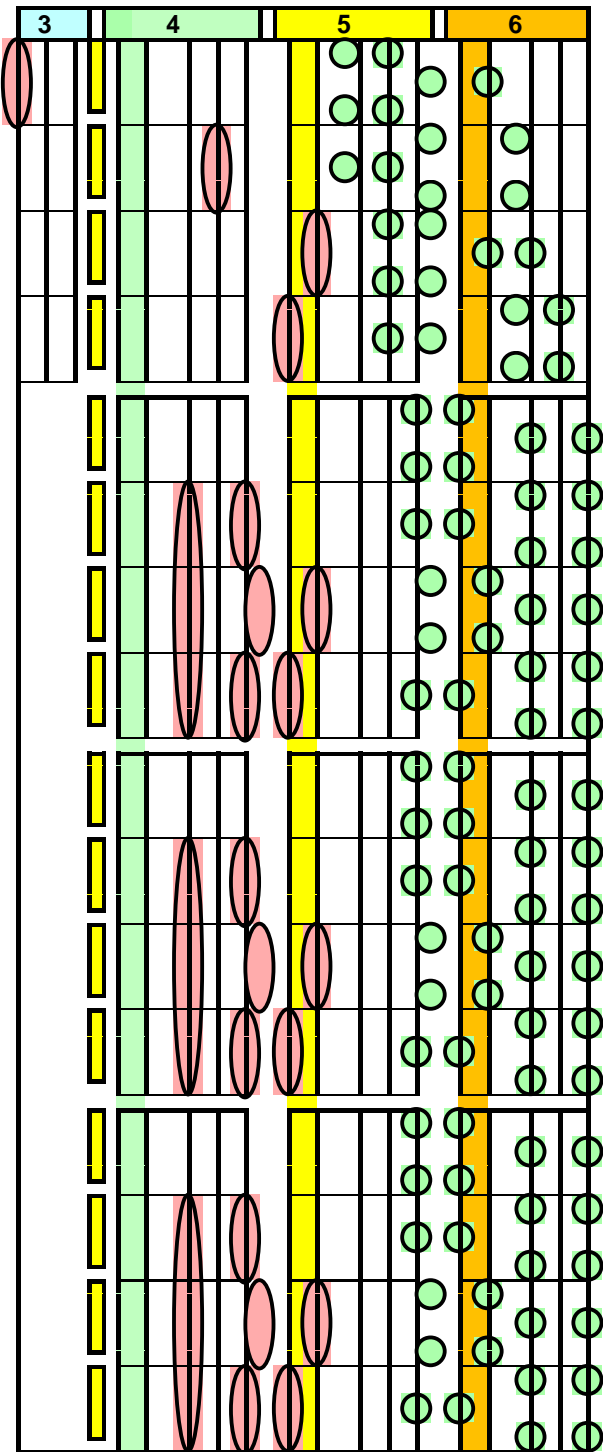
The image displays a guitar score for the piece 'RP - Liszt-Appassionato-Lvl E -- vCP 9.5', page 5. The score is organized into five systems, each with six fret positions (2, 3, 4, 5, 6) indicated by colored headers: purple (2), cyan (3), green (4), yellow (5), and orange (6). The tempo is marked 'a tempo' and the time signature is 'b: 2'. The notation includes various note types: circles (some pink, some yellow, some green, some red), ovals (some yellow, some white), and vertical bars. The first four systems have vertical yellow bars on the left side. The notes are distributed across the fret positions, with some notes appearing in multiple positions. The score is a visual representation of the guitar part, showing the fretting and timing of notes.

The image displays a musical score for 'RP - Liszt-Appassionato-Lvl E' across six systems. The systems are color-coded at the top: 2 (purple), 3 (cyan), 4 (green), 5 (yellow), and 6 (orange). The notation includes various note values, rests, and articulation marks. The first system shows a sequence of notes with pink and green circles. The second system features a mix of pink, green, and yellow notes. The third system has pink and yellow notes, with a circled '@' symbol. The fourth system contains pink and yellow notes. The fifth system is marked 'a tempo #: 6' and includes pink and green notes. The sixth system shows pink and green notes. A vertical yellow bar is present on the left side of the fifth system.

The diagram illustrates a musical score for 'Liszt-Appassionato-Lvl E' across four systems. Each system consists of four staves, labeled 2, 3, 4, and 5 at the top. Staff 2 is purple, staff 3 is cyan, staff 4 is green, and staff 5 is yellow. The notation includes circles and ovals, some of which are colored (red, green, pink) to indicate specific notes or chords. Arrows point to specific notes in staff 5 of each system. Vertical yellow bars are placed to the left of each system, and a vertical purple bar is placed to the left of the first system.

The diagram consists of a grid with six numbered columns at the top: 2 (purple), 3 (cyan), 4 (green), 5 (yellow), and 6 (orange). The grid is divided into four horizontal sections. The first section contains red ovals in column 2 and column 3, and green circles in column 4. The second section contains red ovals in column 3 and column 4, and green circles in column 4. The third section contains red ovals in column 3 and column 4, and green circles in column 4. The fourth section contains red ovals in column 3 and column 4, and green circles in column 4. A vertical yellow dashed line is on the left side of the grid. A vertical orange bar is on the right side of the grid.





**Page is Blank**