

# Themes from Canon in D

**RP**

**Level C**

**Johann Pachelbel  
1653-1706**

### Colors for Notes -

Notes of 1 or more full beats: White

Notes with fractional beats: Color  
highlights below indicate the denominator  
of the beat fraction.



**From the Music  
Innovator's Workshop**

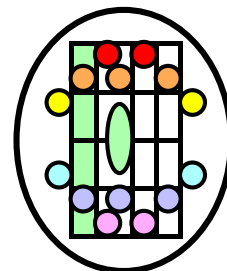




Diagram of a guitar fretboard showing six rows of frets and four columns labeled 2, 3, 4, and 5. Column 2 contains red ovals on frets 1, 2, 3, 4, 5, and 6. Column 3 is empty. Column 4 contains yellow dots on frets 1, 2, 3, 4, 5, and 6. Column 5 contains white ovals on frets 1, 2, 3, 4, 5, and 6.

Diagram of a guitar fretboard showing six rows of frets and four columns labeled 2, 3, 4, and 5. Column 2 contains red ovals on frets 1, 2, 3, 4, 5, and 6. Column 3 is empty. Column 4 contains yellow dots on frets 1, 2, 3, 4, 5, and 6. Column 5 contains white ovals on frets 1, 2, 3, 4, 5, and 6. A thick black horizontal line is drawn across fret 4 between columns 3 and 4.

The first system of musical notation consists of six staves, each with a colored header: 2 (purple), 3 (cyan), 4 (green), 5 (yellow), and 6 (orange). The notation includes various note values (quarter, eighth, and sixteenth notes) and rests. Red ovals highlight specific notes in the first four staves. Yellow circles and ovals highlight notes in the fifth staff. The sixth staff contains notes and rests, with some notes highlighted in yellow.

The second system of musical notation consists of five staves, each with a colored header: 2 (purple), 3 (cyan), 4 (green), and 5 (yellow). The notation includes various note values and rests. Red ovals highlight notes in the first two staves. Yellow circles and ovals highlight notes in the third, fourth, and fifth staves.

The diagram shows a guitar fretboard with 6 strings and 12 frets. It is divided into four vertical columns labeled 2, 3, 4, and 5. Column 2 is purple, column 3 is cyan, column 4 is green, and column 5 is yellow. Red ovals highlight notes in column 2, and yellow circles highlight notes in column 5. The fretboard is a 6x12 grid representing strings and frets.

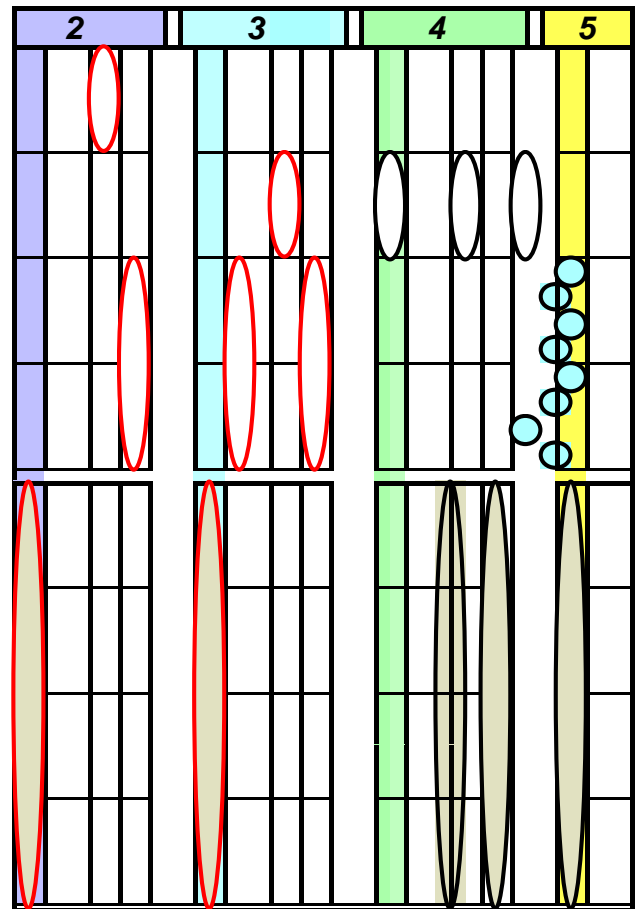
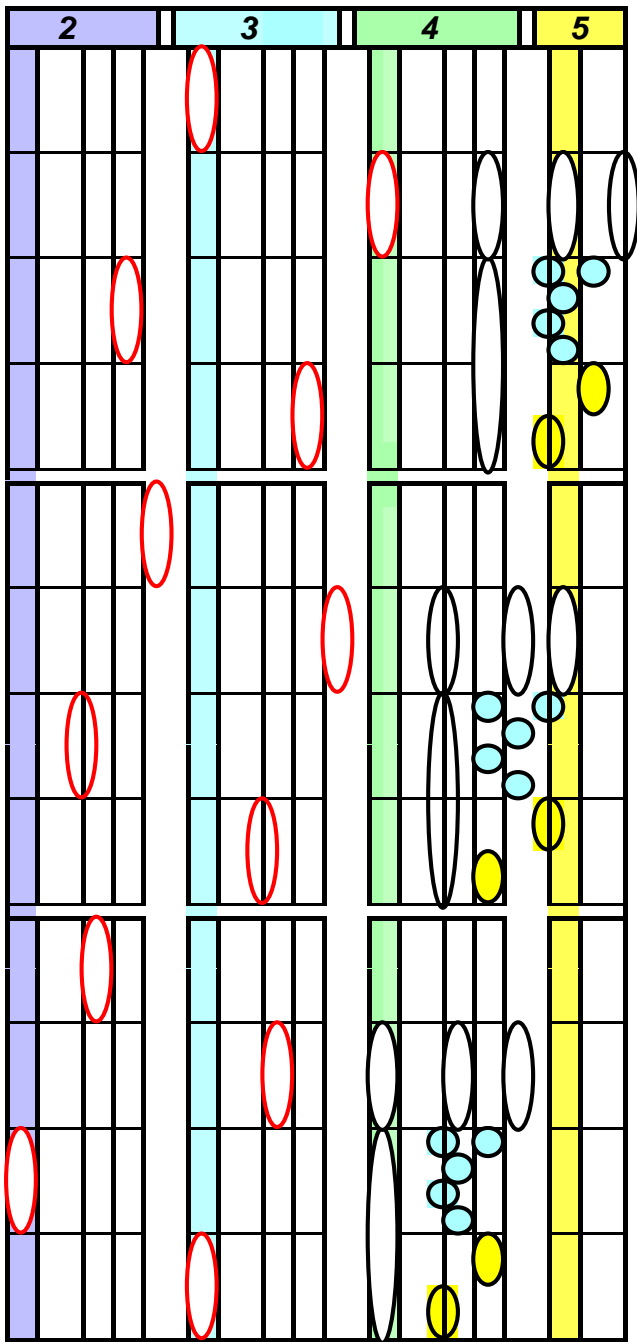
The image displays two guitar fretboard diagrams for Pachelbel's Canon in D, Level C. Each diagram is a 6x4 grid of frets and strings. The columns are labeled with fret numbers: 2 (purple), 3 (cyan), 4 (green), and 5 (yellow). The left diagram shows frets 2, 3, 4, and 5. The right diagram shows frets 2, 3, 4, and 5. Red ovals highlight specific notes, and yellow circles indicate other notes on the fretboard.

The diagram consists of a 7x4 grid of fretboard diagrams. The columns are labeled 2, 3, 4, and 5. Column 2 (purple header) contains red ovals at fret 2 on strings 1, 2, 3, 4, and 5. Column 3 (cyan header) contains red ovals at fret 3 on strings 1, 2, 3, 4, and 5. Column 4 (green header) contains yellow circles at fret 4 on strings 1, 2, and 3, and white ovals at fret 4 on strings 4, 5, and 6. Column 5 (yellow header) contains a solid yellow bar representing a barre at fret 5 across all strings.

A guitar fretboard diagram for the left hand, divided into four vertical columns labeled 2, 3, 4, and 5. Column 2 is purple, column 3 is cyan, column 4 is green, and column 5 is yellow. Red ovals are placed on the strings in columns 2 and 3. Yellow and blue circles are placed on the strings in columns 4 and 5, representing fingerings for notes.

A guitar fretboard diagram for the right hand, divided into four vertical columns labeled 2, 3, 4, and 5. Column 2 is purple, column 3 is cyan, column 4 is green, and column 5 is yellow. Red ovals are placed on the strings in columns 2 and 3. Yellow and blue circles are placed on the strings in columns 4 and 5, representing fingerings for notes.





*Page is Blank*