

2004-06

# ***My First Song Collection***

***Part 3***

***PK-65***

***Easy Melodies on Key  
Maps: 10-Finger (v10F)  
and  
Right Hand (v5FC)  
Versions***

***From the Music  
Innovator's Workshop***

## Contents

<i>Alphabet Song</i>	3
<i>This Old Man</i>	4
<i>Bingo</i>	5
<i>Yankee Doodle</i>	6
<i>Oh, My Darling Clementine</i>	8
<i>Eensy, Weensy Spider</i>	9
<i>If You're Happy and You Know It</i>	10
<i>Home on the Range</i>	12
<i>For He's a Jolly Good Fellow</i>	13
<i>Polly Wolly Doodle</i>	14
<i>Oh, Susanna</i>	16
<i>Skip to my Lou</i>	18
<i>She'll Be Comin' 'Round the Mountain</i>	20

# Alphabet Song

*Traditional American School Song*

## 10 Finger Version - LH Pink

## RH 5-Finger Colored Version

*Moderately*    #/b none    Beats: 4

4		4	
3	A	2	Double
	B	3	you
2	C	4	X
	D	1	Y
	E	2	and
	F	3	Z.
	G,	4	
	H	1	Now
	I	2	you've
1	J	3	heard
	K	4	my
2	L	1	A
3	M	2	B
4	N	3	C's;
5	O	4	
6	P,	1	Tell
	Q	2	me
2	R	3	what
	S	4	you
	and	1	think
1	T	2	of
	U	3	me.
	V,	4	

*Moderately*    #:2    Beats: 4

4		4	
1	A	5	Double
2	B	1	you
3	C	2	X
4	D	3	Y
	E	4	and
	F	5	Z.
	G,	1	
	H	2	Now
	I	3	you've
	J	4	heard
	K	5	my
1	L	1	A
2	M	2	B
3	N	3	C's;
4	O	4	
5	P,	5	Tell
	Q	1	me
	R	2	what
	S	3	you
	and	4	think
	T	5	of
	U	1	me.
	V,	2	

# This Old Man

English Children's Game

## 10 Finger Version - LH Pink

## RH 5-Finger Colored Version

**Lively #: 2 Beats: 2**

4 This  
old  
man,  
he  
played  
one,  
He  
played  
knick-  
knack  
on  
my  
drum.  
With  
a

knick-  
knack  
pad-  
dy-  
whack,  
give  
the  
dog  
a  
bone,  
this  
old  
man  
came  
roll-  
ing  
home.

**Lively #: 2 Beats: 2**

4 This  
old  
man,  
he  
played  
one,  
He  
played  
knick-  
knack  
on  
my  
drum.  
With  
a

knick-  
knack  
pad-  
dy-  
whack,  
give  
the  
dog  
a  
bone,  
this  
old  
man  
came  
roll-  
ing  
home.

# Bingo

Traditional Game Song

## 10 Finger Version - LH Pink

## RH 5-Finger Colored Version

**Brightly #: 1 Beats: 4**

There was a farmer had a dog and Bingo was his name-o.  
B I N G O and Bingo was his name-o.  
There

**Brightly #: 1 Beats: 4**

There was a farmer had a dog and Bingo was his name-o.  
B I N G O and Bingo was his name-o.  
There

# Yankee Doodle

Early American Folksong

10 Finger Version - LH Pink

**Brightly #: 1 Beats: 2**

Musical notation for the first staff of 'Yankee Doodle'. It consists of a 4-measure staff with a yellow bar on the right. The notes are: G4 (quarter), A4 (quarter), B4 (quarter), C5 (quarter). Fingering: 2, 2, 2, 2. A pink oval is placed on the G4 note in the second measure.

Fa-ther and I went down to camp, A-long with Cap-tain Good-ing And there we saw the men and boys as

Musical notation for the second staff of 'Yankee Doodle'. It consists of a 4-measure staff with a green bar on the right. The notes are: D5 (quarter), E5 (quarter), F5 (quarter), G5 (quarter). Fingering: 1, 2, 1, 1. A pink oval is placed on the D5 note in the first measure.

thick as hast-y pud-ding. Yan-kee Doo-dle, keep it up, Yan-kee Doo-dle, dan-dy,

Musical notation for the third staff of 'Yankee Doodle'. It consists of a 4-measure staff with a green bar on the right. The notes are: G4 (quarter), A4 (quarter), B4 (quarter), C5 (quarter). Fingering: 1, 1, 1, 1. A pink oval is placed on the G4 note in the first measure.

Mind the mus-ic and the step, and with the girls be hand-y.

# Yankee Doodle

*Early American Folksong*

**RH 5-Finger Colored Version**

**Brightly #: 1 Beats: 2**

<p>The first staff of music is a 4-beat measure. The first two beats are green, and the last two are yellow. Fingerings are indicated by numbers 1, 2, and 3. The notes are: 2 (quarter), 2 (quarter), 1 (quarter), 3 (quarter), 1 (quarter), 3 (quarter), 1 (quarter), 3 (quarter).</p>	<p><i>Fa-ther and I went down to camp, A-long with Cap-tain Good-ing And there we saw the men and boys as</i></p>	<p>The second staff of music is a 4-beat measure. The first two beats are green, and the last two are yellow. Fingerings are indicated by numbers 1, 2, and 3. The notes are: 3 (quarter), 3 (quarter), 2 (quarter), 3 (quarter), 2 (quarter), 3 (quarter), 2 (quarter), 3 (quarter).</p>	<p><i>thick as hast-y pud-ding. Yan-kee Doo-dle, keep it up, Yan-kee Doo-dle, dan-dy,</i></p>
<p>The third staff of music is a 4-beat measure. The first two beats are green, and the last two are yellow. Fingerings are indicated by numbers 1, 2, and 3. The notes are: 2 (quarter), 2 (quarter), 1 (quarter), 3 (quarter), 2 (quarter), 3 (quarter), 1 (quarter), 3 (quarter).</p>	<p><i>Mind the music and the step, and with the girls be hand-y.</i></p>		





# Eensy, Weensy Spider

North Carolina Children's Song

## 10 Finger Version - LH Pink

## RH 5-Finger Colored Version

Lively b: 3 Beats: 2

Lively b: 3 Beats: 2

Een-  
sy,  
ween-  
sy,  
spi-  
der  
went  
up  
the wa-  
ter  
spout.  
And  
the een-  
sy  
ween-  
sy  
spi-  
der  
went  
up  
the  
spout  
a-  
gain.

Een-  
sy,  
ween-  
sy,  
spi-  
der  
went  
up  
the wa-  
ter  
spout.  
And  
the een-  
sy  
ween-  
sy  
spi-  
der  
went  
up  
the  
spout  
a-  
gain.

# If You're Happy and You Know It

Traditional American Game Song

## 10 Finger Version - LH Pink

Lively b: 1 Beats: 4

The image displays three vertical musical staves for the left hand, each with a green header bar containing the number '4'. The notation uses circles and ovals on the staff lines to represent notes and rests, with finger numbers (1, 2, 3, 4) placed near the notes. Pink ovals are placed to the left of the staves to indicate finger positions. The lyrics are written to the right of each staff.

**Staff 1:** Lyrics: If you're happy and you know it, clap your hands, If you're happy and you know it, then your face will surely show it, If you're

**Staff 2:** Lyrics: hands, happy and you know it, clap your hands, If you're happy and you know it, then your face will surely show it, If you're

**Staff 3:** Lyrics: happy and you know it, clap your hands,

# If You're Happy and You Know It

Traditional American Game Song

## RH 5-Finger Colored Version

Lively b: 1 Beats: 4

4

1 If  
you're hap-  
py and  
you know  
it, clap  
your hands,

4 hands,  
3 If  
you're hap-  
py and  
you know  
it, clap  
your hands,

4 hap-  
py and  
you know  
it, clap  
your hands,

1 If  
you're hap-  
py and  
you know  
it, clap  
your

1 If  
you're hap-  
py and  
you know  
it, then  
your face  
will sure-  
ly show  
it, if  
you're



# For He's a Jolly Good Fellow

Traditional British Song

## 10 Finger Version - LH Pink

## RH 5-Finger Colored Version

Lively #: 2 Beats: 2

Lively #: 2 Beats: 2

4  
2  
2  
2  
1  
2  
2  
2  
2  
2  
5  
1  
2

For he's  
a jol-ly good fel-  
low,  
For he's  
a jol-ly good fel-  
low,  
For he's  
a jol-ly good fel-  
low,  
Which no-bo-dy can de-ny.

**Second Time, End Here.**  
Which

4  
4  
2  
4

no-bo-dy can de-ny,  
Which no-bo-dy can de-ny.

**Return to Beginning...**

4  
1  
3  
4  
4  
1  
5  
2

For he's  
a jol-ly good fel-  
low,  
For he's  
a jol-ly good fel-  
low,  
For he's  
a jol-ly good fel-  
low,  
Which no-bo-dy can de-ny.

**Return to Beginning...**  
**Second Time, End Here.**  
Which

# Polly Wolly Doodle

Traditional American Minstrel Song

## 10 Finger Version - LH Pink

**Brightly**    *b: 1*    *Beats: 2*

Oh,  
I  
went  
down  
South  
for  
to  
see  
my  
Sal,  
sing  
ing  
pol-  
ly-  
wol-  
ly-  
doo-  
dle-  
all  
the  
day.

My--  
--  
Sal  
she  
is  
a

spunk-  
y  
gal  
sing-  
ing  
pol-  
ly-  
wol-  
ly-  
doo-  
dle  
all  
the  
day.

Fare  
thee  
well,  
  
Fare  
thee  
Well

Fare  
thee  
well,  
my  
fair-  
y

fay,  
  
For  
I'm  
goin'-  
to  
Lou'-  
si-  
an-  
a,  
for  
to  
see  
my  
Su-  
zi-  
an-  
na,  
Sing-  
ing  
pol-  
ly-  
wol-  
ly-  
doo-  
dle  
all  
the  
day.

# Polly Wolly Doodle

*Traditional American Minstrel Song*

## RH 5-Finger Colored Version

**Brightly**    *b: 1*    *Beats: 2*

Oh,  
I  
went  
down  
South  
for  
to  
see  
my  
Sal,  
sing  
ing  
pol-  
ly-  
wol-  
ly-  
doo-  
dle-  
all  
the  
day.  
  
My--  
--  
Sal  
she  
is  
a

spunk-  
y  
gal  
sing-  
ing  
pol-  
ly-  
wol-  
ly-  
doo-  
dle  
all  
the  
day.  
  
Fare  
thee  
well,  
  
Fare  
thee  
Well  
  
Fare  
thee  
well,  
my  
fair-  
y

fay,  
  
For  
I'm  
goin'-  
to  
Lou'-  
si-  
an-  
a,  
for  
to  
see  
my  
Su-  
zi-  
an-  
na,  
Sing-  
ing  
pol-  
ly-  
wol-  
ly-  
doo-  
dle  
all  
the  
day.

# Oh, Susanna

Stephen C. Foster

## 10 Finger Version - LH Pink

**Lively Beats: 2**

1 4  
I  
come  
from  
Al-  
a-  
bam-  
a-  
with  
a  
ban-  
jo  
on  
my  
knee.  
I'm  
goin'  
to  
Lou'-  
si-

4  
2  
1  
3  
an-  
a  
my  
Su-  
san-  
na  
for  
to  
see.  
Oh!  
Su-  
san-  
na,  
oh  
don't  
you  
cry  
for

4  
2  
1  
3  
me,  
for  
I  
come  
from  
Al-  
a-  
bam-  
a-  
with  
a-  
ban-  
jo  
on  
my  
knee.



# Oh, Susanna

Stephen C. Foster

## RH 5-Finger Colored Version

**Lively Beats: 2**

2 1

1

1

1

1

1

4

1

4

I  
---  
come  
from  
Al-  
a-  
bam-  
a-  
with  
a  
ban-  
jo  
on  
my  
knee.  
  
I'm  
---  
goin'  
to  
Lou'-  
si-

4

1

3

1

an-  
a  
my  
Su-  
san-  
na  
for  
to  
see.  
  
Oh!  
Su-  
san-  
na,  
  
oh  
don't  
you  
cry  
for

4

2

4

1

me,  
  
for  
I  
come  
from  
Al-  
a-  
bam-  
a-  
with  
a-  
ban-  
jo  
on  
my  
knee.

# Skip to my Lou

*Traditional American Game Song*

## 10 Finger Version - LH Pink

**Lively Beats: 2**

4			
1		Skip,	
		skip,	
		skip,	
		to	
		my	
		Lou,	2
		Skip,	2
4		skip,	
		skip,	
		to	
		my	
		Lou,	1
		Skip,	1
		Skip,	
		skip,	
		to	
		my	
		Lou,	2

4			
2		skip,	
		to	1
		my	
		Lou,	
		my	
		dar-	
		lin'.	
		Flies	
		in	
		the	
		but-	
		ter-	
		milk,	
		shoo,	
		fly,	
		shoo!	2
		Flies	2
4		in	
		the	
		but-	
		ter-	
		milk,	
		shoo,	
		fly,	
		shoo!	1

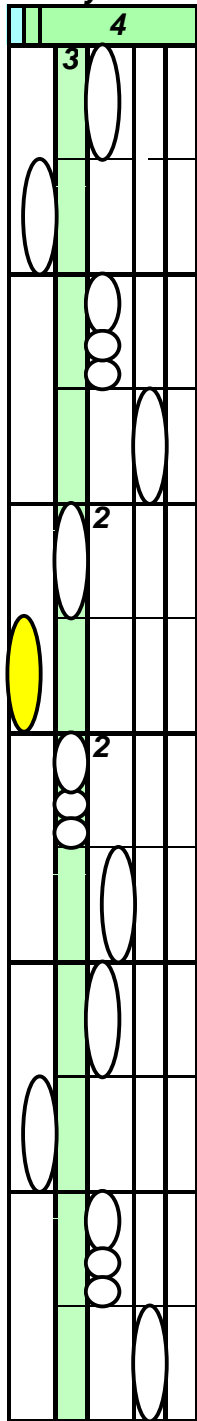
4			
1		Flies	
		in	
		the	
		but-	
		ter-	
		milk,	
		shoo,	
		fly,	
		shoo!	
		Skip	2
		to	
		my	
		Lou,	
		my	
		dar-	
		lin'.	

# Skip to my Lou

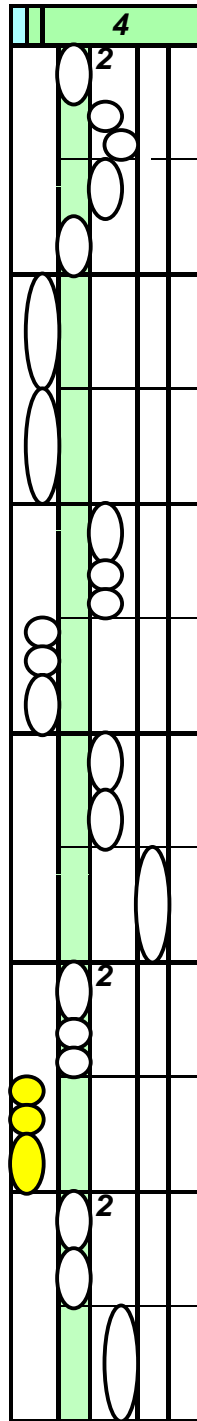
Traditional American Game Song

## RH 5-Finger Colored Version

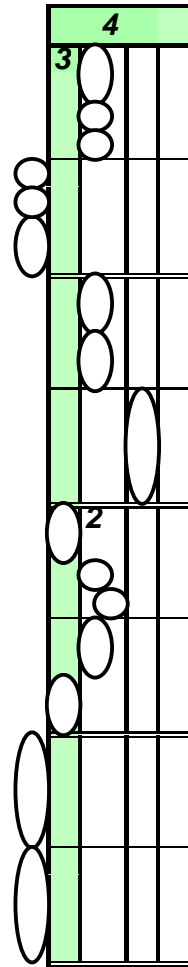
Lively Beats: 2



Skip,  
 skip,  
 skip,  
 to  
 my  
 Lou,  
 Skip,  
 skip,  
 skip,  
 to  
 my  
 Lou,  
 Skip,  
 Skip,  
 skip,  
 to  
 my  
 Lou,



skip,  
 to  
 my  
 Lou,  
 my  
 dar-  
 lin'.  
 Flies  
 in  
 the  
 but-  
 ter-  
 milk,  
 shoo,  
 fly,  
 shoo!  
 Flies  
 in  
 the  
 but-  
 ter-  
 milk,  
 shoo,  
 fly,  
 shoo!



Flies  
 in  
 the  
 but-  
 ter-  
 milk,  
 shoo,  
 fly,  
 shoo!  
 Skip  
 to  
 my  
 Lou,  
 my  
 dar-  
 lin'.

# She'll Be Comin' 'Round the Mountain

Western American Folksong

(Right thumb is on G) 10 Finger Version - LH Pink

Moderately #: 1 Beats: 4

	<p>She'll be com- in' round the moun' tain when she comes,</p>		<p>comes. She'll be com- in' round the moun- tain, She'll be com- in'</p>		<p>com- in' round the moun- tain when she comes.</p>
	<p>She'll be com- in' round the moun- tain when she</p>		<p>com- in' round the moun- tain, She'll be com- in'</p>	<p>com- in' round the moun- tain, She'll be com- in'</p>	

# She'll Be Comin' 'Round the Mountain

Western American Folksong

RH 5-Finger Colored Version

Moderately #: 1 Beats: 4

4

2

She'll  
be  
com-  
in'

round  
the  
moun'  
tain  
when  
she  
comes,

5

1

She'll  
be  
com-  
in'

round  
the  
moun-  
tain  
when  
she

4

2

comes.

5

She'll  
be  
com-  
in'

round  
the  
moun-  
tain,  
She'll  
be  
com-  
in'

round  
the  
moun-  
tain,  
She'll  
be

4

1

com-  
in'

round  
the  
moun-  
tain  
when  
she  
comes.

3

1

***Page is Blank***