

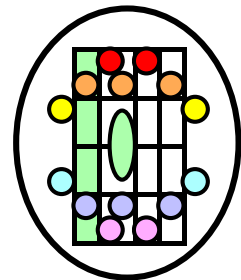
Traditional Christmas Carols

PK-72

With 5-Finger Colors

***Easy Melodies on Key
Maps: 10-Finger (v10F)
and
Right Hand (v5FC)
Versions***

***From the Music
Innovator's Workshop***



Page is Blank

Contents

<i>The First Noel</i>	4
<i>Silent Night</i>	7
<i>Angels We Have Heard on High</i>	10
<i>God Rest Ye Marry Gentlemen</i>	13
<i>O Come All Ye Faithful</i>	16
<i>O Little Town of Bethlehem</i>	19

The First Noel - 1

RH 5-Finger Colored Version

Moderately #: 2 Beats: 3

The tablature for the RH 5-Finger Colored Version shows a 3-beat measure. The fretboard is color-coded: strings 1-3 are green, string 4 is yellow, and string 5 is pink. Fingerings are indicated by numbers 1-5. The notes are: 4th fret (string 1, blue), 3rd fret (string 2, blue), 1st fret (string 3, blue), 1st fret (string 4, pink), 1st fret (string 5, pink), 1st fret (string 5, pink), 1st fret (string 5, pink), 1st fret (string 5, pink), 1st fret (string 5, pink), 1st fret (string 5, pink), 1st fret (string 5, pink), 1st fret (string 5, pink), 1st fret (string 5, pink), 1st fret (string 5, pink), 1st fret (string 5, pink), 1st fret (string 5, pink), 1st fret (string 5, pink), 1st fret (string 5, pink), 1st fret (string 5, pink), 1st fret (string 5, pink), 1st fret (string 5, pink).

The lyrics for this version are: The---

first---

No-

el,
the---

an-
gels
did
say,
was
to
cer-
tain
poor
shep-
herds
in

Traditional tune

The tablature for the Traditional tune shows a 3-beat measure. The fretboard is color-coded: strings 1-3 are green, string 4 is yellow, and string 5 is pink. Fingerings are indicated by numbers 1-5. The notes are: 4th fret (string 1, green), 5th fret (string 2, pink), 3rd fret (string 3, red), 3rd fret (string 4, red), 3rd fret (string 5, red), 1st fret (string 5, green), 1st fret (string 5, green), 1st fret (string 5, green), 1st fret (string 5, green), 1st fret (string 5, green), 1st fret (string 5, green), 1st fret (string 5, green), 1st fret (string 5, green), 1st fret (string 5, green), 1st fret (string 5, green), 1st fret (string 5, green), 1st fret (string 5, green), 1st fret (string 5, green), 1st fret (string 5, green), 1st fret (string 5, green), 1st fret (string 5, green), 1st fret (string 5, green), 1st fret (string 5, green).

The lyrics for this version are: fields
as
they
lay;
In---

fields---

where---

they
lay---

keep-
ing
their
sheep,
On
a
cold
win-
ter's

The First Noel - 2

4

2 night---

—

that

was---

2

—

so

3

deep.

No-

—

el---

---,

No-

—

el,

5

No-

—

el,

No-

el,

4

5

Born

is

the

King---

—

of

Is-

—

ra-

el.

2

3

The First Noel

Traditional tune

10 Finger Version - LH Pink

Moderately #/b: 0

The---

first---

No---

el,
the---

an-gels
did
say,
was
to
cer-tain
poor
shep-herds
in

fields
as
they
lay;
In---

fields---

where---

they
lay---

keep-ing
their
sheep,
On
a
cold
win-ter's

night---

that
was---

so
deep.
No---

el---

No---

el,
No---

el,
No---

el,

Born
is
the
King---

of
Is---

ra-el.

Note that this page is notated in the "10 Finger Version." In this version your thumbs are placed and remain on the keys E and F in the Green Octave Group. The fingers of each hand then are placed in basic 5-finger positions on the nearby keys.

Silent Night

10 Finger Version - LH Pink

Slowly, with expression b: 2

Franz Gruber and Josef Mohr

The musical score is presented in four systems, each with a 4-measure bar. The left hand (LH) is indicated by pink circles and the right hand (RH) by yellow circles. Fingerings are shown as numbers 1-5. The lyrics are: *Silent night, holy night, All is calm, all is faint, so bright; round yon Virgin --- gin Mo-ther and Child; Ho-ly In-fant, so ten-der and mild, Sleep in heav-ily peace. Sleep in heav-ily peace. Sleep in*

Silent Night - 1

RH 5-Finger Colored Version

Slowly, with expression *b: 2* *Beats: 3* *Franz Gruber and Josef Mohr*

4

3

Si-

—

lent

night,

ho-

—

ly

5 All

is

calm,

all

is

4

1

bright;

round

yon

Vir-

—

gin

Moth-

ther

and

Child;

3

Ho-

ly

In-

fant,

so

Silent Night - 2

The image displays musical notation for the second part of the song "Silent Night". It consists of two main parts: a large staff on the left and a smaller staff on the right.

Large Staff (Left):

- Measures 1-4:** The top bar is green and labeled "4". The first measure contains a blue oval with "2" and a blue circle with "1". The second measure contains a blue oval with "2" and a blue circle with "1". The third measure contains a blue oval with "1". The fourth measure contains a blue oval with "1".
- Measures 5-8:** The top bar is yellow. The fifth measure contains a blue oval with "3". The sixth measure contains a blue oval with "3". The seventh measure contains a blue oval with "3". The eighth measure contains a blue oval with "3".
- Measures 9-12:** The top bar is pink. The ninth measure contains a pink oval with "3". The tenth measure contains a pink oval with "3". The eleventh measure contains a pink oval with "3". The twelfth measure contains a pink oval with "3".
- Measures 13-16:** The top bar is white. The thirteenth measure contains a white oval with "1" and a white circle with "2". The fourteenth measure contains a white oval with "1" and a white circle with "2". The fifteenth measure contains a white oval with "1" and a white circle with "2". The sixteenth measure contains a white oval with "1" and a white circle with "2".

Lyrics for Large Staff:

ten-
der
and
mild,

Sleep
in
heav-
en-
ly
peace---

---,

Sleep---

in

Small Staff (Right):

- Measures 1-4:** The top bar is cyan and labeled "3". The first measure contains a cyan oval with "1". The second measure contains a cyan oval with "1". The third measure contains a cyan oval with "1". The fourth measure contains a cyan oval with "1".
- Measures 5-8:** The top bar is green and labeled "4". The fifth measure contains a green oval with "2" and a green circle with "1". The sixth measure contains a green oval with "2" and a green circle with "1". The seventh measure contains a green oval with "2" and a green circle with "1". The eighth measure contains a green oval with "2" and a green circle with "1".
- Measures 9-12:** The top bar is red and labeled "4". The ninth measure contains a red oval with "3" and a red circle with "1". The tenth measure contains a red oval with "3" and a red circle with "1". The eleventh measure contains a red oval with "3" and a red circle with "1". The twelfth measure contains a red oval with "3" and a red circle with "1".

Lyrics for Small Staff:

heav-
en-
ly
peace.

Angels We Have Heard on High - 1

RH 5-Finger Colored Version

Joyfully *b: 1 Beats: 4*

Traditional French Tune

4

3

An-gels we have heard, on high, Sing-ing sweet-ly o'er the plains, And the moun-tains

Voc. 4

5

in re-ply, E-cho-ing their joy-ous strains: Glo-

Angels We Have Heard on High - 2

The image shows a vertical musical staff with a green background. The staff is divided into measures by horizontal lines. At the top, a green box contains the number '4'. The notes are represented by colored ovals and circles. The lyrics 'ri-a, in ex-cel-sis De-o.' are written to the right of the staff, with dashes indicating the placement of notes. Fingerings are indicated by numbers 1, 2, and 4.

4

2

4

1

2

ri-a,

in

ex-

cel-

sis

De-

o.

Angels We Have Heard on High

10 Finger Version - LH Pink

Joyfully *b: 3*

Traditional French Tune

	<p>An- gels we have heard, on high, Sing- ing sweet- ly o'er the plains, And the moun- tains</p>		<p>in re- ply, E- cho- ing their joy- ous strains: Glo-</p>		<p>--- --- --- --- ri- a, in ex- cel- sis De- --- --- o.</p>
--	--	--	--	--	---

God Rest Ye Merry Gentlemen - 1

RH 5-Finger Colored Version

Traditional English Tune

With spirit b: 3

The image displays two musical staves for the carol "God Rest Ye Merry Gentlemen". The first staff is the "RH 5-Finger Colored Version" and the second is the "Traditional English Tune". Both are in 4/4 time. The 5-finger version uses red circles for fingers 1-4 and white circles for finger 5. The traditional version uses white circles for all fingers. Lyrics are provided for both versions.

5-Finger Colored Version Lyrics:
 mem-ber Christ our Sa-
 vior Was born on Christ-
 mas day, To save us all from

Traditional English Tune Lyrics:
 Sa-tan's pow'r when we were gone a-stray,
 And God send you a hap-py new year,
 hap-py new year;
 And God send---
 you a hap-py new year.

God Rest Ye Merry Gentlemen - 1

Traditional English Tune

With spirit #: 1 Beats: 2

4
1 God
rest
5 ye
mer-
ry
gen-
tle-
men,
2 Let
1 no-
thing
you
dis-
may,
1 Re-

4
1 mem-
5 ber
Christ
our
Sa-
—
vior
2 Was
1 born
on
Christ-
mas
day,
2 To
save
us
all
from

God Rest Ye Merry Gentlemen - 2

4					
			4	4	Sa-
					tan's
			2		pow'r
					when
			3		we
					were
					gone
					a-
					stray,
			2		And
					God
					send
					you
					a
			5		hap-
					—
					py
					new

4					
1					year,
					hap-
					py
					new
			4		year;
					And
			1		God
					send---
					—
					you
					a
			2		hap-
					—
			3		py
					new
					year.

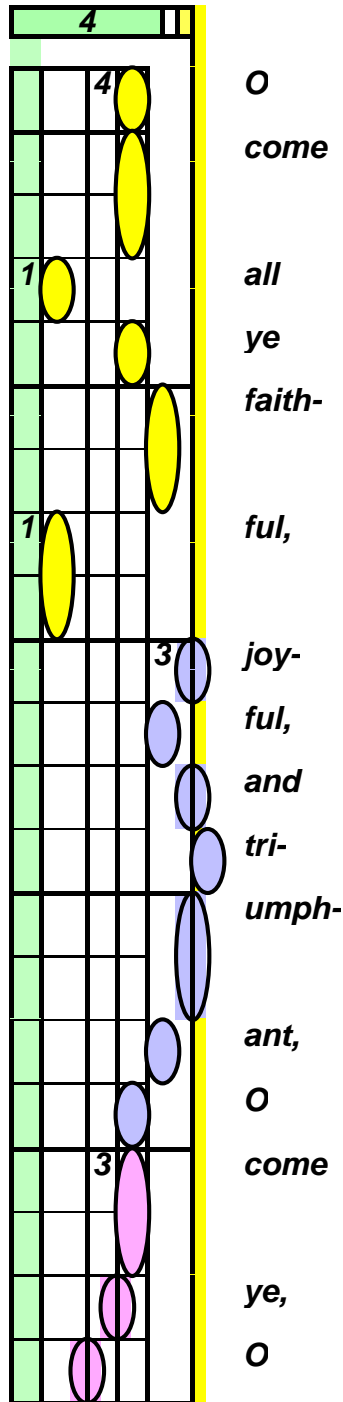
O Come All Ye Faithful - 1

Canon Frederick Oakeley

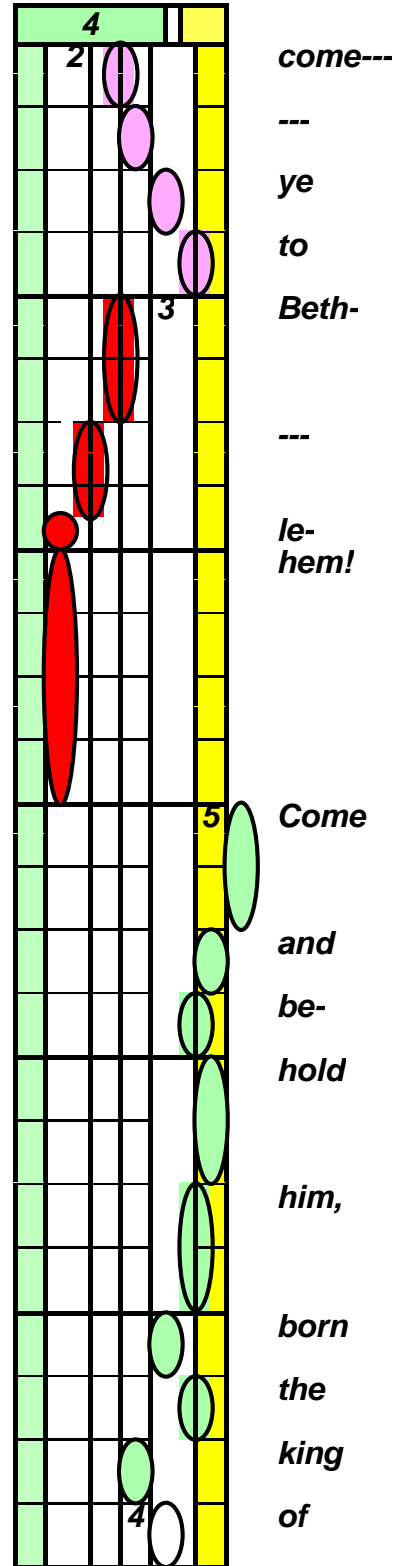
Traditional tune

RH 5-Finger Colored Version

Joyfully # 3 Beats: 4



O
come
all
ye
faith-
ful,
joy-
ful,
and
tri-
umph-
ant,
O
come
ye,
O



come---

ye
to
Beth-

le-
hem!
Come
and
be-
hold
him,
born
the
king
of

O Come All Ye Faithful - 2

4 3
 4
 1 4

an-

 gels!
 O
 come,
 let
 us
 a-
 dore
 Him,
 O
 come,
 let
 us
 a-
 dore
 Him,
 O
 come,
 let
 us
 a-

4 1 5

dore
 Him---
 ---,
 Christ---
 ---,
 the
 Lord!

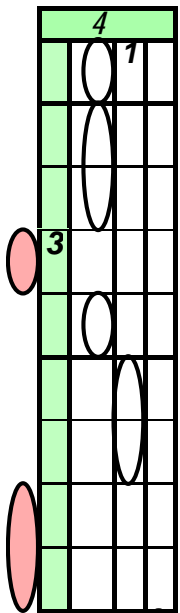
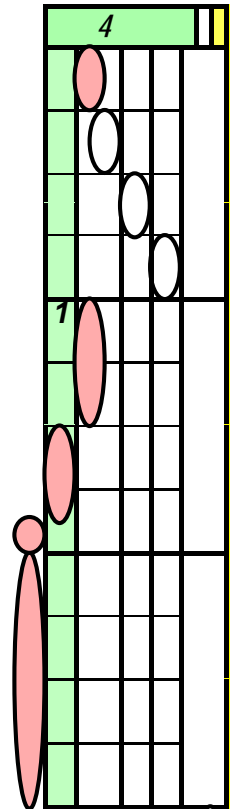
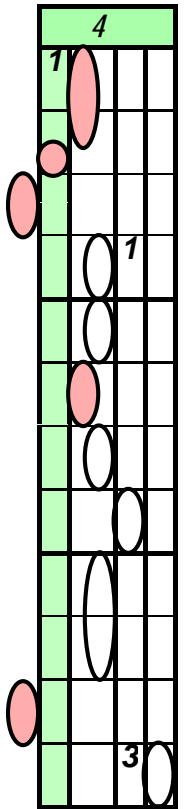
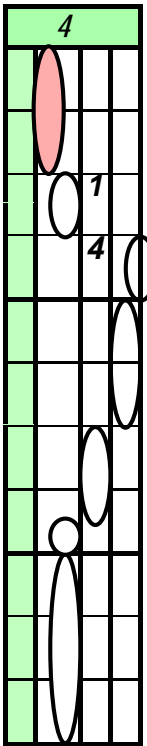
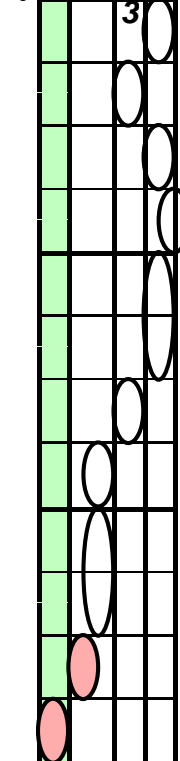
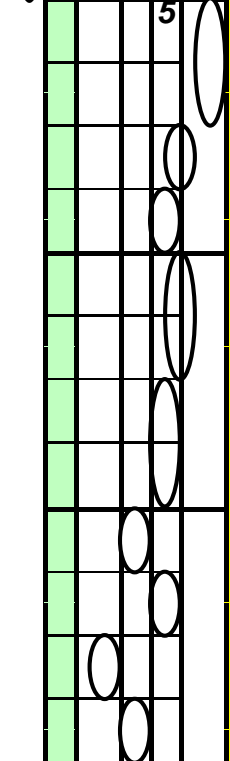
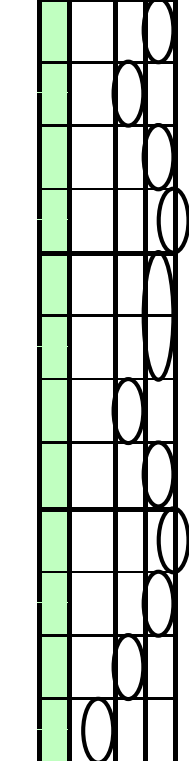
O Come All Ye Faithful

10 Finger Version - LH Pink

Canon Frederick Oakeley

Traditional tune

Joyfully b: 1

	4		4		4	
	1		1		1	
		<p>come---</p> <p>---</p> <p>ye</p> <p>to</p> <p>Beth-</p> <p>---</p> <p>le-</p> <p>hem!</p>		<p>an-</p> <p>---</p> <p>gels!</p> <p>O</p> <p>come,</p> <p>let</p> <p>us</p> <p>a-</p> <p>dore</p>		<p>dore</p> <p>Him---</p> <p>---</p> <p>Christ---</p> <p>---</p> <p>the</p> <p>Lord!</p>
	3		5		3	
		<p>le-</p> <p>hem!</p> <p>---</p> <p>le-</p> <p>hem!</p> <p>Come</p> <p>and</p> <p>be-</p> <p>hold</p> <p>him,</p> <p>born</p> <p>the</p> <p>king</p> <p>of</p>		<p>Him,</p> <p>O</p> <p>come,</p> <p>let</p> <p>us</p> <p>a-</p> <p>dore</p> <p>Him,</p> <p>O</p> <p>come,</p> <p>let</p> <p>us</p> <p>a-</p>	<p>---</p> <p>Him---</p> <p>---</p> <p>Christ---</p> <p>---</p> <p>the</p> <p>Lord!</p>	
	3		5		3	
		<p>ant,</p> <p>O</p> <p>come</p> <p>ye,</p> <p>O</p>		<p>Him,</p> <p>O</p> <p>come,</p> <p>let</p> <p>us</p> <p>a-</p>	<p>---</p> <p>Him---</p> <p>---</p> <p>Christ---</p> <p>---</p> <p>the</p> <p>Lord!</p>	

O Little Town of Bethlehem - 1

10 Finger Version - LH Pink

Phillips Brooks

Moderately *b: 3*

The image displays a musical score for the left hand of a guitar, specifically for the pinky finger. It consists of four vertical fretboard diagrams, each representing a measure of music. The diagrams are labeled with a '4' at the top, indicating the fret number. The lyrics are written to the right of the diagrams. Fingerings are indicated by numbers 1-5 and pink ovals. A yellow vertical bar highlights the second and third diagrams. A yellow box at the top left contains the tempo and time signature: 'Moderately b: 3'. A pink oval with the number '5' is positioned to the left of the first diagram.

Diagram	Fret	Lyrics
1	4	O lit-tle town of Beth--le-hem, How still we--- see thee lie!
2	4	bove thy deep and dream- less sleep, The si- lent--- stars go by;
3	4	shin- eth, The ev- er- last- ing Light;
4	4	met in thee to- night. The hopes and fears of all the years are

O Little Town of Bethlehem - 1

Phillips Brooks

RH 5-Finger Colored Version

Moderately #: 1

Musical notation for the first part of the song. The staff is a 5-line grid with a yellow bar on the right. Fingerings are indicated by numbers 1-5. Notes are colored: red for the first part, green for the second, and white for the third. The lyrics are: O lit- tle town of Beth-- le- hem, How still we--- see thee lie!

Musical notation for the second part of the song. The staff is a 5-line grid with a yellow bar on the right. Fingerings are indicated by numbers 1-5. Notes are colored: orange for the first part, cyan for the second, and white for the third. The lyrics are: bove thy deep and dream- less sleep, The si- lent--- stars go by; Yet in thy dark streets

O Little Town of Bethlehem - 2

4

2

shin-
eth,
The
ev-
er-
last-
ing
Light;
The
hopes
and
fears
of
all
the
years
are

1

3

5

4

4

1

met
in
thee
to-
night.

Page is Blank