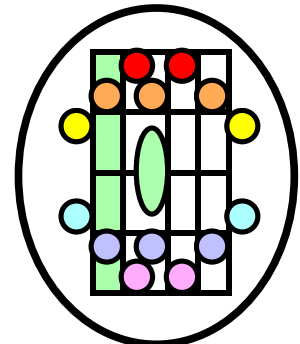


Great Symphonic Themes

PK-90

From the Great Classics

***From the Music
Innovator's Workshop***



Contents (white background) and Matrix of Key Contemporaries of the Composers

Qtr	Key Composers	Key Painters	Other Key Persons	Pg
	1650			
16c	Buxtehude 1637-1707	Vermeer 1632-1675		
16d	Corelli 53-13	Rigaud 59-43	Galileo 1664-1732	
	Pachelbel 53-06	Canon in D: Theme		4
	1700			
17a	Bach, JS 85-50 Handel 85-59	Watteau 84-21 Hogarth 97-64	Voltaire 94-78	
	Bach 85-50	Jesu, Joy of Man's Desiring – Concl.....		6
	Mouret 82-38	First Symphonic Suite: Rondo		8
	Handel 85-59	Water Music Suite: Allegro Maestoso ..		10
17b	Bach, KPE 14-88	Reynolds 23-92	Smith 23-90	
17c	Haydn 32-09	Gainsborough 27-88 Goya 46-28	Washington 32-99 Jefferson 43-26	
	Haydn 32-09	"Surprise" Symphony: Andante		12
17d	Mozart 56-91 Beethoven 70-27	Trumbull 56-43 Turner 75-51	Whitney, Eli 65-25	
	Mozart 56-91	A Little Night Music: Minuet		14
	Beethoven 70-27	Symphony No. 9: Ode to Joy, 4th Mvt....		15
	1800			
18a	Schubert 97-28	Delacroix 98-63	Morse 91-72	
18b	Wagner 13-83 Chopin 10-49	Manet 23-83	Lincoln 09-65 Darwin 09-82	
18c	Tchaikovsky 40-93	Cezanne 39-06	Edison 47-31	
	Brahms 33-97	Symphony No. 1: Theme from 4th Mvt		16
	Dvorak 41-01	New World Symphony: Theme, 2nd Mvt		17
	Tchaikovsky 40-93	Symphony No. 6: Theme from 1st Mvt...		20
18d	Sibelius 65-57 Rachmaninoff 73-43	van Gogh 53-90 Matisse 69-54	Freud 56-39 Gandhi 69-48	
	Dukas 65-35	The Sorcerer's Apprentice: Theme		22
	Sibelius 65-57	Finlandia (tone poem): Theme		24
	1900			
19a	Porter, Cole 93-64	Picasso 81-73	Einstein 79-55	

About the 5-Finger Colored Versions - (5FC)

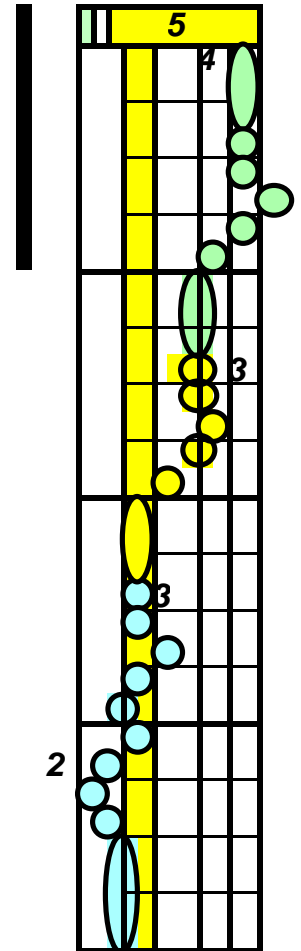

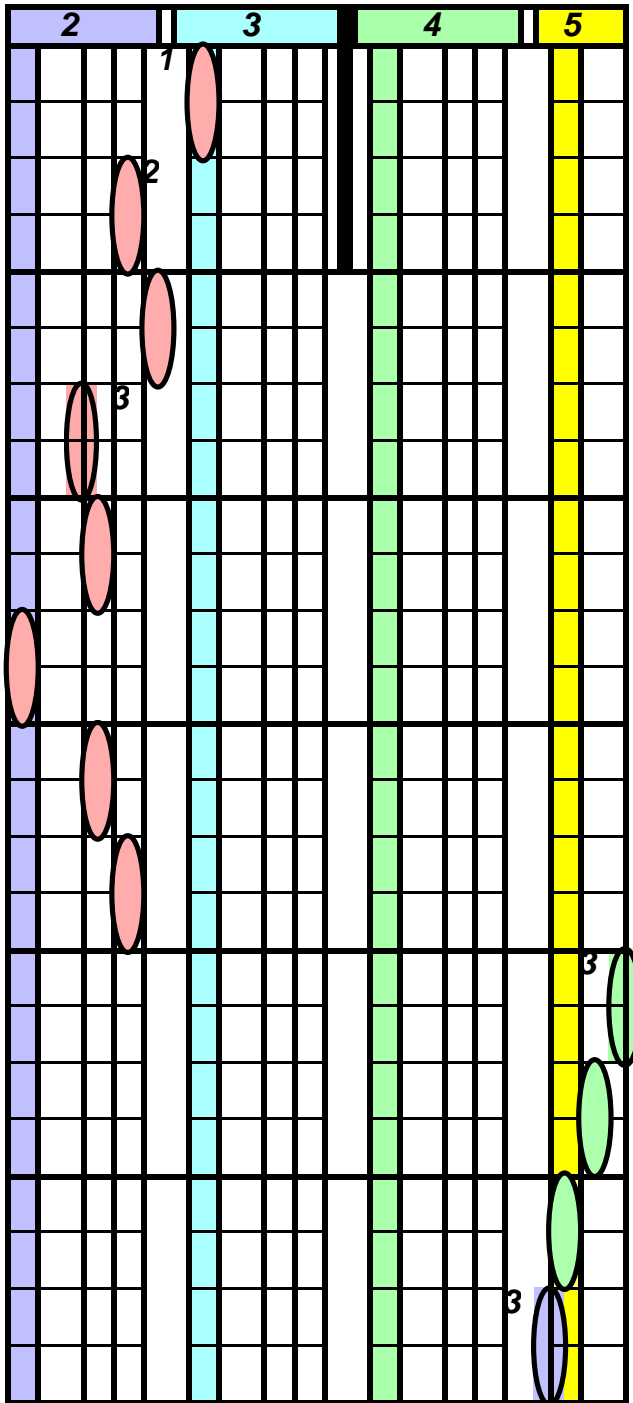
In this unit, the RIGHT hand is notated with the 5FC coloring. The LEFT hand is indicated by notes with the standard pink fill often used to indicate the left hand on key maps.

The 5FC version focuses on the series of 5 finger positions that occur when playing a melody. The note coloring of the 5FC versions signals in advance, when to move the hand and when to remain in position. WHEN THE COLOR CHANGES OR STOPS, YOU MOVE YOUR HAND TO A NEW LOCATION. YOUR HAND REMAINS IN PLACE UNTIL THE COLOR CHANGES. Notes that are NOT COLORED are NOT part of a 5-finger group, and simply need to be played without regard to the 5-finger positioning of the other notes.

Themes from Canon in D - Page 1

Johann Pachelbel 1653-1706

Moderately #: 2 Beats: 4



Themes from Canon in D - Page 2

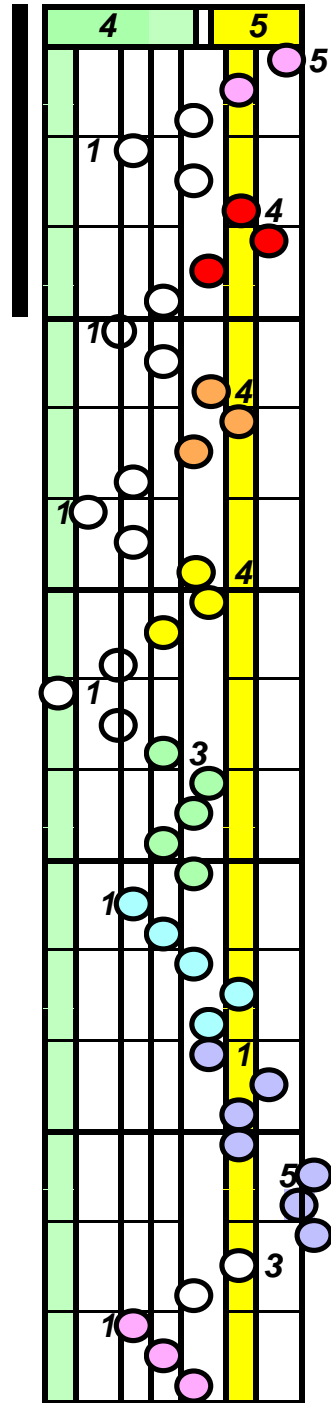


The diagram illustrates a musical staff divided into four measures, labeled 2, 3, 4, and 5 at the top. The staff is divided into four sections by vertical lines. Measure 2 is purple, measure 3 is cyan, measure 4 is green, and measure 5 is yellow. The staff contains various musical notations including stems, beams, and slurs, with some notes highlighted in red, blue, and green. The number '3' appears in measures 2, 4, and 5, and '1' and '2' appear in measure 3.

Jesu, Joy of Man's Desiring - Page 1

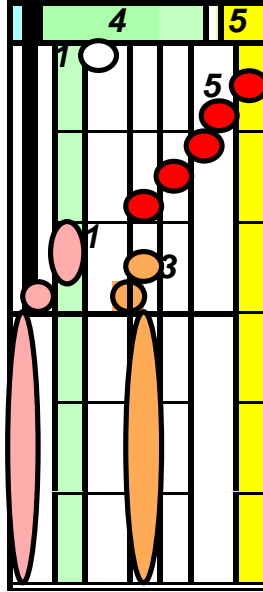
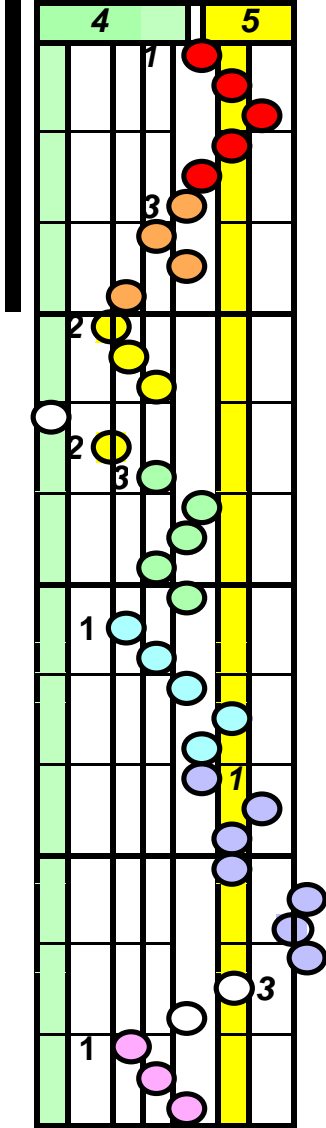
Conclusion

Johann Sebastian Bach 1685-17.

Moderately #: 1 Beats: 3



Jesu, Joy of Man's Desiring - Page 2



Rondo from "First Symphonic Suite" - Page 1

Jean Joseph Mouret 1682-1738

March Tempo #: 2 Beats: 4

The image displays three vertical musical staves, each representing a different instrument or voice part. The staves are organized into measures by horizontal lines. The notes are represented by colored ovals: red, blue, yellow, and pink. Fingerings are indicated by numbers 1, 2, 3, and 5. The first staff on the left has a yellow header with the number '5'. The middle staff has a yellow header with '5' and a section labeled 'A' with a double bar line. The third staff on the right has a green header with '4' and a yellow header with '5'. It includes a trill symbol 'tr' and a text box that says 'Second time, end here.' The notes are arranged in a rhythmic pattern across the staves.

Rondo from "First Symphonic Suite" - Page 2

The image contains two guitar fretboard diagrams. The left diagram shows frets 4 and 5 highlighted in green and yellow. It features a sequence of notes: fret 4, 1st finger (pink oval); fret 4, 3rd finger (green oval); fret 4, 1st finger (blue oval); fret 4, 3rd finger (orange oval); fret 4, 5th finger (yellow oval); fret 5, 3rd finger (pink oval); fret 5, 1st finger (blue oval); fret 5, 3rd finger (light blue oval); fret 5, 1st finger (orange oval); fret 5, 3rd finger (yellow oval). The right diagram shows frets 4 and 5 highlighted in green and yellow. It features a sequence of notes: fret 4, 3rd finger (yellow oval); fret 5, 1st finger (blue oval); fret 5, 2nd finger (light blue oval); fret 5, 1st finger (blue oval); fret 5, 3rd finger (light blue oval); fret 5, 1st finger (blue oval); fret 5, 3rd finger (light blue oval); fret 5, 1st finger (blue oval); fret 5, 3rd finger (light blue oval); fret 5, 1st finger (blue oval); fret 5, 3rd finger (light blue oval); fret 5, 1st finger (red oval); fret 5, 3rd finger (red oval). Below the right diagram is a box containing the text "Go to: A".

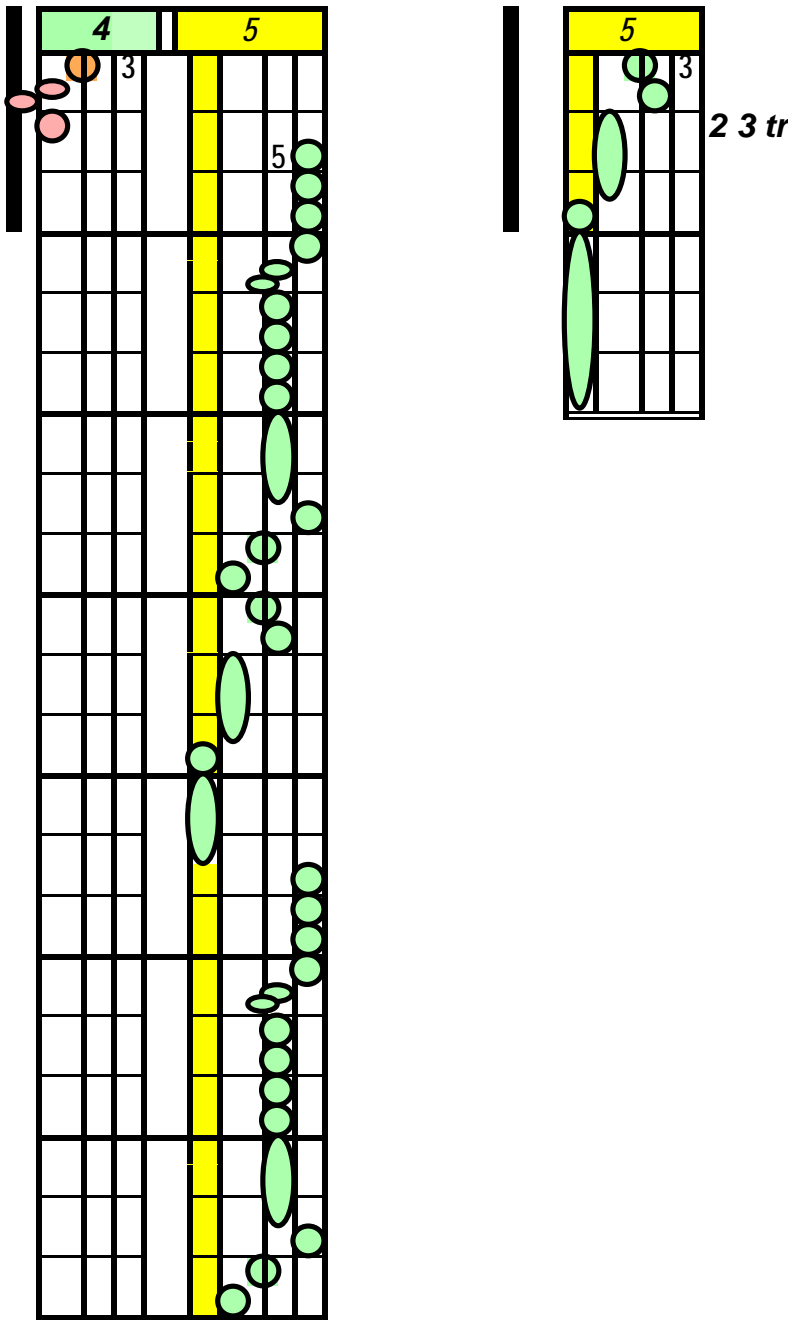
Allegro Maestoso From "Water Music Suite" - Page 1

Georg Frederick Handel 1685-1759

Quickly, Majestically; #: 2 Beats: 3

The image displays three guitar fretboard diagrams for the first three measures of the piece. Each diagram shows the fretboard with fingerings indicated by colored circles: green for the left hand and pink for the right hand. Measure 1 features a yellow bar at the top with the number '5' and a '1' in the first fret. Measure 2 has a yellow bar at the top with '5' and a '5' in the fifth fret, with the notation '2 3 tr' to its right. Measure 3 is divided into two parts: a green bar at the top with '4' and a yellow bar with '5'. Fingerings include '5', '2', '3', '1', '2', '1', '1', '4', and '1'.

Allegro Maestoso From "Water Music Suite" - Page 2

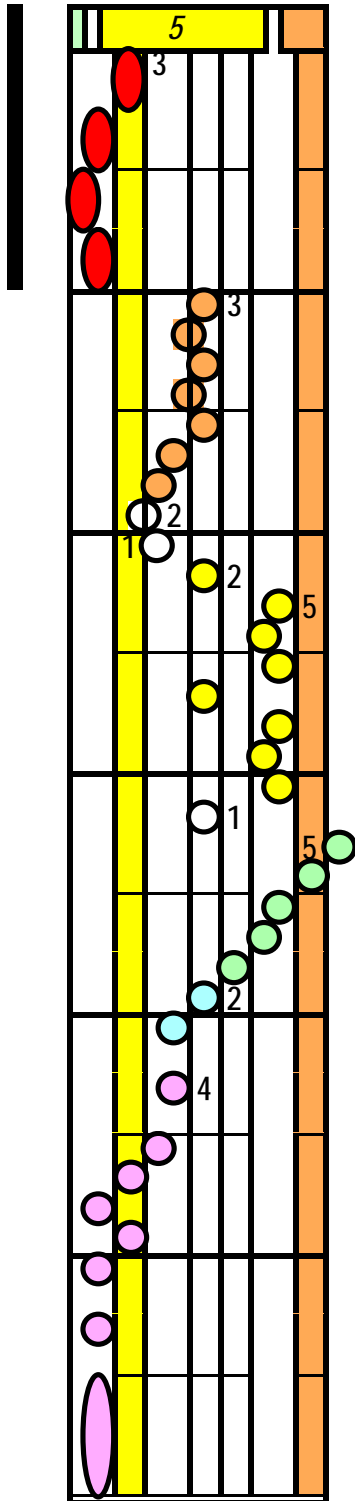


Andante From the "Surprise Symphony" - Page 1

Slowly #/b: none Beats: 2

The image displays three staves of a musical score for the 'Andante' movement from the 'Surprise Symphony'. The score is organized into measures, with the first two staves having measures 3 and 4 highlighted in green, and the third staff having measures 3, 4, and 5 highlighted in yellow. The notation includes various note values (quarter, eighth, and sixteenth notes), rests, and dynamic markings such as *ff* (fortissimo) and *p* (piano). A red 'Surprise' marking is placed above the second staff. The notes are color-coded: red, pink, orange, light blue, cyan, white, purple, and magenta. The first staff features a prominent red note in the first measure. The second staff shows a series of light blue notes in the second measure, followed by a pink note and a white note in the third measure. The third staff begins with a white note in the first measure, followed by a series of purple and magenta notes in the second measure, and a series of pink and magenta notes in the third measure.

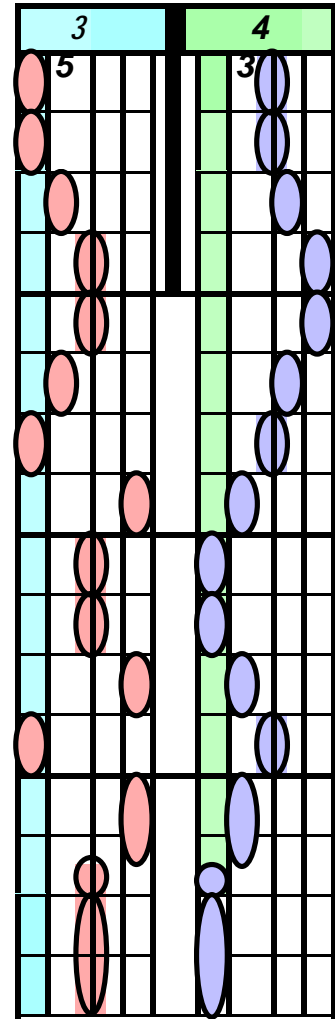
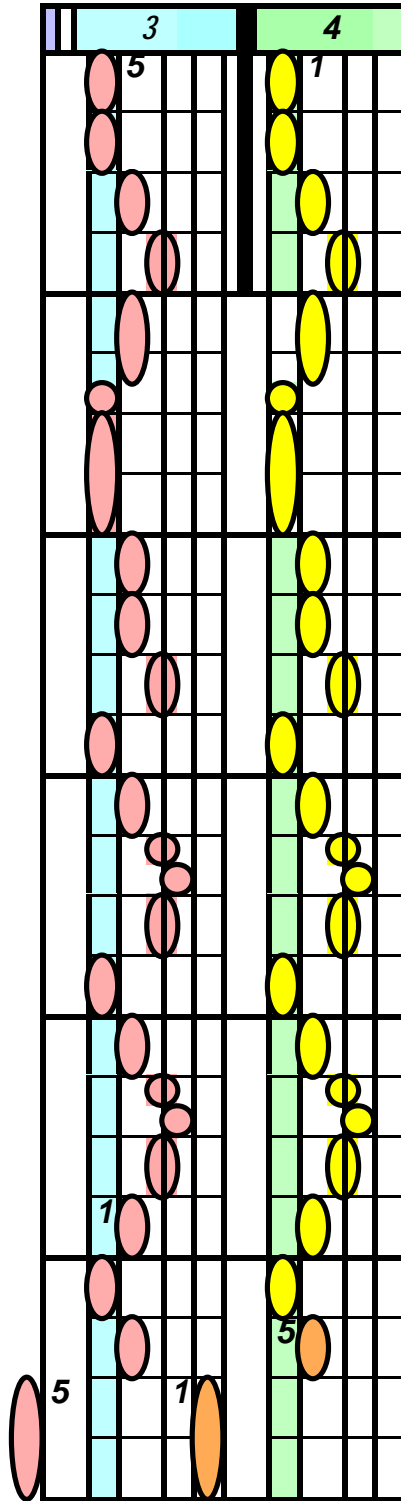
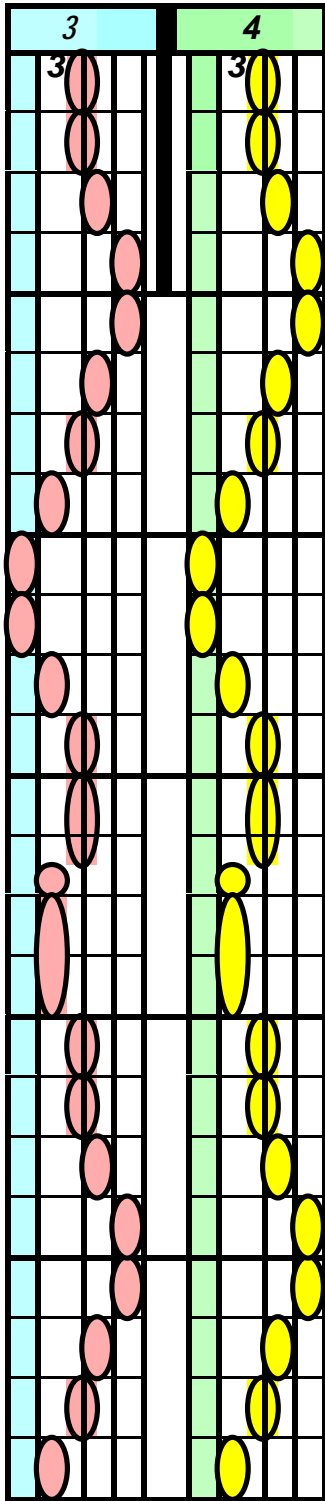
Andante From the "Surprise Symphony" - Page 2



Ode to Joy From "Symphony No. 9"

Majestically #: 2 Beats: 4

Ludwig van Beethoven 1770-1827



Theme from "Symphony No. 1" - 4th Mvt.

Johannes Brahms 1833-97

Quickly with passion

#/b: none

Beats: 4

Staff 1: Treble clef, 4/4 time signature. Measures 1-4 are highlighted in green. Notes are pink and yellow. Fingerings 3, 4, 1, 4, 1 are indicated.

Staff 2: Treble clef, 4/4 time signature. Measures 1-4 are highlighted in green. Notes are yellow and red. Fingerings 2, 2, 2, 5 are indicated.

Staff 3: Treble clef, 4/4 time signature. Measures 1-4 are highlighted in green. Notes are yellow, pink, blue, and purple. Fingerings 1, 3, 4, 1, 4, 3 are indicated.

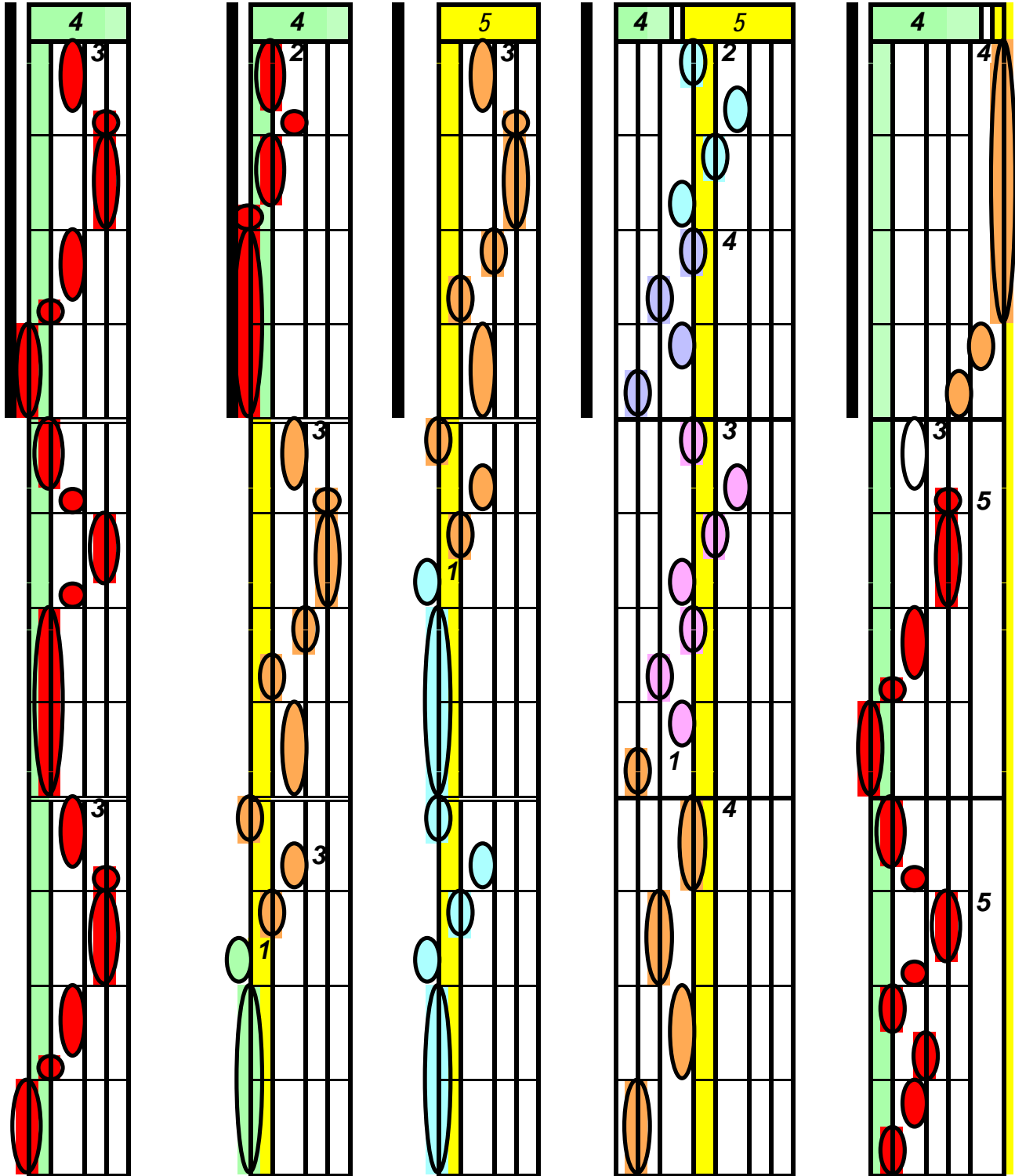
Staff 4: Treble clef, 4/4 time signature. Measures 1-4 are highlighted in green. Notes are pink, red, and purple. Fingerings 2, 1, 4 are indicated.

Largo From "New World" Symphony - 1

Antonin Dvorak 1841-1904

Slowly, tenderly

b: 5 Beats: 4



Largo From "New World" Symphony - 2

(LH)

Pedal

The image displays a musical score for the Largo movement of the New World Symphony, focusing on fingerings for the Left Hand (LH) and the Pedal. The score is organized into six measures, each with a distinct background color: Measure 1 (yellow), Measure 2 (blue), Measure 3 (cyan), Measure 4 (green), Measure 5 (yellow), and Measure 6 (orange). The LH part is shown on a grand staff with five lines. Fingerings are indicated by numbers 1-5 inside colored ovals. Measure 1 starts with a pink oval '3' on the top line, followed by a pink oval '3' on the second line, and then a series of orange ovals with numbers 1, 2, 3, 4, 5, 4, 3, 2, 1, 2, 3, 4, 5, 4, 3, 2, 1. The Pedal part is shown on a single staff below the LH. It begins with a pink oval '5' on the top line, followed by a pink oval '3' on the second line, and then a series of pink ovals with numbers 2, 1, 4, 1, 1, 1, 2, 4, 1, 2, 4, 1, 2, 3, 4, 1, 2. The Pedal part ends with a series of green ovals with numbers 3, 4, 1, 2.

Largo From "New World" Symphony - 3

Pedal

The diagram illustrates the piano pedal usage for the Largo movement of the "New World" Symphony, page 3. It is organized into seven numbered sections, each with a distinct color header: 2 (blue), 3 (cyan), 4 (green), 5 (yellow), 6 (orange), and 7 (pink). A yellow vertical bar on the left is labeled "Pedal".

Section 2 (blue) contains two red ovals, indicating sustained notes. Section 3 (cyan) contains two black ovals and a *p* dynamic marking. Section 4 (green) is empty. Section 5 (yellow) contains a vertical bar. Section 6 (orange) contains a large black oval. Section 7 (pink) contains a large black oval.

Theme from "Symphony No. 6" - 1st Mvt. - 1

Peter Tchaikovsky 1840-93

Slowly #: 2 Beats: 4

The diagram illustrates the musical score for the first measure of the theme, divided into two systems. The first system consists of two staves, each with a green bar for beat 4 and a yellow bar for beat 5. The second system also has two staves, with a yellow bar for beat 4 and a yellow bar for beat 5. A vertical bar labeled "(rest)" is positioned between the two systems. The piano part is shown with various colored circles (red, orange, yellow, cyan, blue, purple, green) and numbers (1, 2, 3, 5) indicating fingerings. The pedal part is shown with pink circles and numbers (1, 5) indicating fingerings. The pedal part is labeled "Pedal" at the top left. The diagram uses a grid system to represent the musical staff and time.

Theme from "Symphony No. 6" - 1st Mvt. - 2

The diagram shows a musical score for six measures, labeled 3, 4, 5, and 6 at the top. The background of each measure is a different color: 3 is light blue, 4 is light green, 5 is yellow, and 6 is light orange. The score is written on a grid of 10 staves. Measure 3 contains a sequence of notes (pink circles) with a '1' above the first note. Measure 4 is mostly empty. Measure 5 contains a note with a '1' above it. Measure 6 contains notes with '1' and '2' above them, and some notes are enclosed in ovals. On the left side, there are vertical bars: a yellow bar for measures 3 and 4, a yellow bar for measure 5, and a yellow bar for measure 6. The notes in measure 6 are also enclosed in ovals, some of which are colored (green and pink).

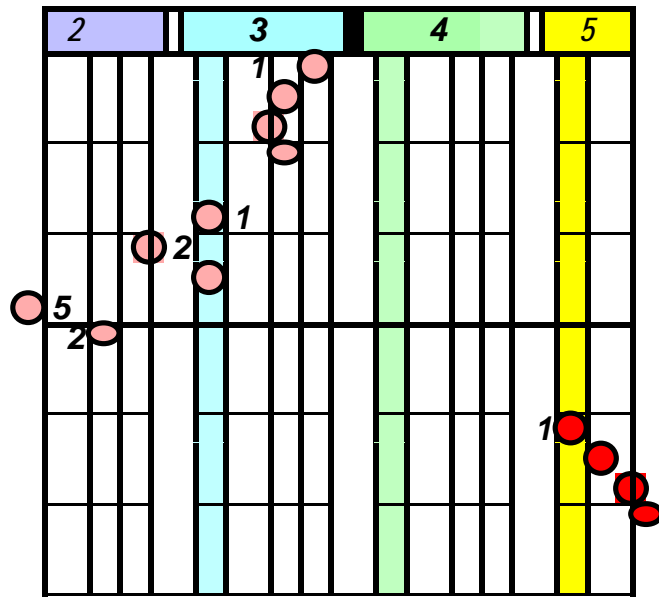
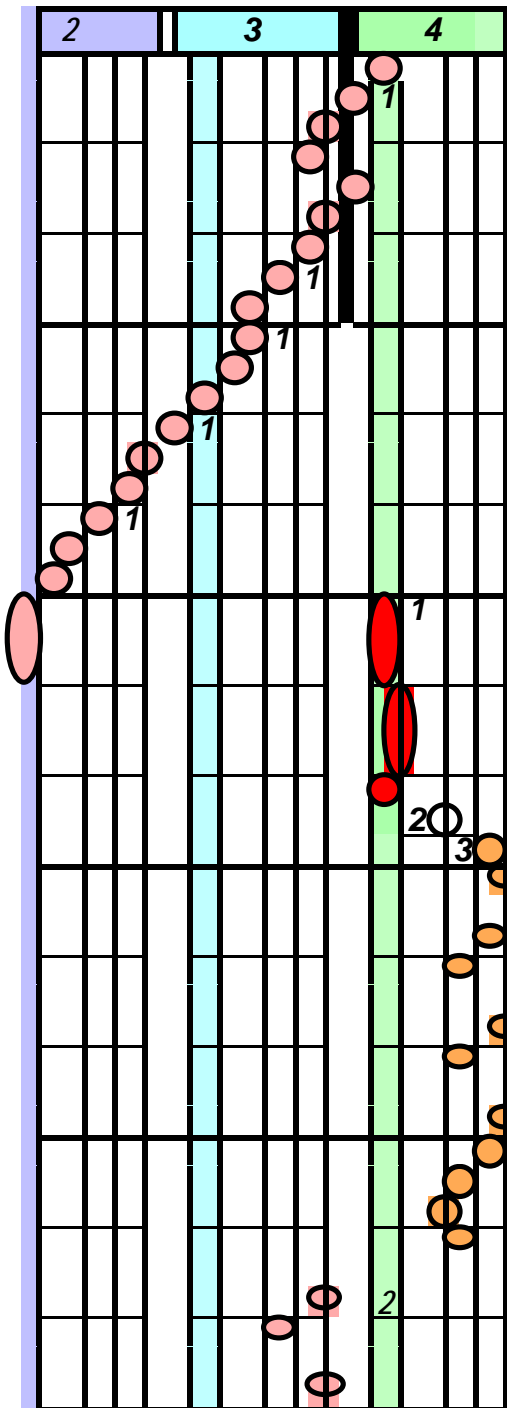
The Sorcerer's Apprentice - 1

Like a March **b: 2** **Beats: 3**

Paul Dukas 1865-1935

The image displays three vertical musical staves, each representing a different instrument or voice part. The staves are organized into measures, with some measures highlighted in yellow, green, or cyan. The notes are represented by colored circles (red, orange, yellow, green, blue, pink) and numbers (1-5) indicating fingerings. Some notes are marked with an '@' symbol. The first staff has a yellow vertical bar on the left. The second staff has a cyan vertical bar on the left and a green vertical bar on the right. The third staff has a cyan vertical bar on the left and a green vertical bar on the right. The notes are arranged in a way that suggests a specific melodic line or harmonic structure across the three parts.

The Sorcerer's Apprentice - 2



Theme From the Tone Poem, "Finlandia"

Jean Sibelius 1865-1957

Songlike - Gently *b: 4* Beats: 4

The image displays four vertical musical staves, each with a colored background and a yellow vertical bar on the right side. The staves are arranged horizontally from left to right. Each staff has a grid of 10 horizontal lines and 10 vertical lines. The first staff has a yellow background and a yellow bar; it contains green notes and a '3' marking. The second staff has a yellow background and a yellow bar; it contains green and blue notes, with '2' and '4' markings. The third staff has a green background and a yellow bar; it contains blue and pink notes, with '1' and '3' markings. The fourth staff has a green background and a yellow bar; it contains blue, pink, and red notes, with '1' and '4' markings. Each staff is preceded by a vertical black bar.