

Traditional Christmas Carols

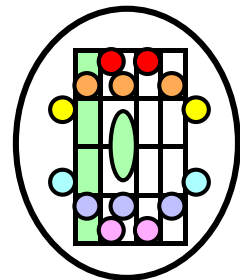
PK-75

With 2-Part Harmony

This F5C version groups each 5-finger position by note color. Your hand remains in position until the color changes. Then you move your hand to the next 5-finger position ... and so on. Notes without color are not in a 5-finger group.

This unit has a counter-melody for the left hand for students who are up to the challenge. The chord symbols are included for future use when students have learned to play from them in later lessons. The chords then may be played in place of the notes for the left hand.

***From the Music
Innovator's Workshop***



Contents are listed on the last page of this unit.

Silent Night - 1

Slowly, with expression *b: 2* *Beats: 3* *Franz Gruber and Josef Mohr*

<div style="display: flex; justify-content: space-between; border-bottom: 1px solid black; margin-bottom: 5px;"> 3 4 </div> <p style="margin-top: 10px;"><i>Bb</i> <i>Si-</i> <i>—</i> <i>lent</i> <i>night,</i></p> <p style="margin-top: 10px;"><i>ho-</i> <i>—</i> <i>ly</i> <i>night,</i></p> <p style="margin-top: 10px;"><i>F</i> <i>All</i> <i>is</i> <i>calm,</i></p> <p style="margin-top: 10px;"><i>Bb</i> <i>all</i> <i>is</i></p>	<div style="display: flex; justify-content: space-between; border-bottom: 1px solid black; margin-bottom: 5px;"> 3 4 </div> <p style="margin-top: 10px;"><i>Bb</i> <i>bright;</i></p> <p style="margin-top: 10px;"><i>Eb</i> <i>Round</i> <i>yon</i> <i>Vir-</i> <i>—</i> <i>gin</i></p> <p style="margin-top: 10px;"><i>Bb</i> <i>Moth-</i> <i>ther</i> <i>and</i> <i>Child;</i></p> <p style="margin-top: 10px;"><i>Eb</i> <i>Ho-</i> <i>ly</i> <i>In-</i> <i>fant,</i> <i>so</i></p>
---	---

Silent Night - 2

Bb 3 4 ten-der and mild, Sleep in heav-enly peace--- ---, Sleep--- --- in

F 3 4 heav-enly peace.

Angels We Have Heard on High - 1

Joyfully *b: 1* **Beats: 4**

Traditional French Tune

Musical notation for the first part of the song, featuring a guitar chord chart and lyrics. The chart is divided into two measures: the first measure has a 3-beat section and the second has a 4-beat section. Chords are indicated by colored ovals on the fretboard. The lyrics are: "An-gels we have heard, on high, Sing-ing sweet-ly o'er the plains, And the moun-tains".

Chords: F, Am, Gm, C, F, C, F, C, F, Dm, Am

Lyrics: An-gels we have heard, on high, Sing-ing sweet-ly o'er the plains, And the moun-tains

Musical notation for the second part of the song, featuring a guitar chord chart and lyrics. The chart is divided into two measures: the first measure has a 3-beat section and the second has a 4-beat section. Chords are indicated by colored ovals on the fretboard. The lyrics are: "in re-ply, E-cho-ing their joy-ous strains: Glo-".

Chords: Gm, C, F, Dm, C, F, C, Dm, Gm, C

Lyrics: in re-ply, E-cho-ing their joy-ous strains: Glo-

Angels We Have Heard on High - 2

The image displays a musical score for the second part of the carol "Angels We Have Heard on High". It consists of ten staves, each representing a different voice part. The notes are represented by colored ovals: light green for the first five staves, light blue for the sixth staff, and light purple for the last four staves. The lyrics are written to the right of the staves. The score is divided into two sections by a vertical bar line. The first section has a light blue background and contains a triplet of notes on the first staff, labeled with a '3' and a '2'. The second section has a light green background and contains a triplet of notes on the first staff, labeled with a '4' and a '3'. A '1' is written above the first note of the sixth staff, and a '2' is written above the first note of the eighth staff.

Staff	Notes	Lyrics
1	F	---
2	Bb	---
3	C	---
4	F	ri-
5	C	a,
6	F	in
7	C	ex-
8	F	cel-
9	Bb	sis
10	F	De-

The First Noel - 1

Moderately #: 2 Beats: 3

The---

first---

No---

el,

the---

an-
gels
did
say,

was
to
cer-
tain
poor
shep-
herds
in

Traditional tune

fields
as
they
lay;

In---

fields---

where---

they

lay---

keep-
ing
their
sheep,

On
a
cold
win-
ter's

The First Noel - 2

<p>Musical notation for the first part of the song. It consists of 12 staves with chord names on the left: D, G, A, D, A, D, A, D, Bm, F#m, D, G, D, A. The notation includes notes, rests, and fingerings (1-5). A vertical bar line is present after the 4th staff. A yellow vertical bar is at the end. A red vertical bar is at the end of the 12th staff. Above the first three staves, there are labels '3' and '4' with arrows pointing to specific measures.</p>	<p>night--- — that was--- — so deep. No- — el--- ---, No- — el, No- — el, No- — el,</p>
<p>Musical notation for the second part of the song. It consists of 6 staves with chord names on the left: Bm, D, G, A, D. The notation includes notes, rests, and fingerings (1-5). A vertical bar line is present after the 2nd staff. A yellow vertical bar is at the end. Above the first two staves, there are labels '3' and '4' with arrows pointing to specific measures.</p>	<p>Born is the King--- — of Is- — ra- el.</p>

God Rest Ye Merry Gentlemen - 1

Traditional English Tune

With spirit #: 1 Beats: 2

Chord diagram for the first part of the song. The diagram shows a 6-string guitar with frets 1 through 5. Chords are indicated by letters: Em, B, C, Am, B. Fingerings are shown with numbers 1-5. A blue bar highlights frets 3-4, and a green bar highlights frets 1-2. The lyrics are: God rest ye merry gentlemen, Let nothing you dismay, Re-

Chord diagram for the second part of the song. The diagram shows a 6-string guitar with frets 1 through 5. Chords are indicated by letters: Em, B, C, Am, B, Am, G. Fingerings are shown with numbers 1-5. A blue bar highlights frets 3-4, and a green bar highlights frets 1-2. The lyrics are: member Christ our Savior Was born on Christmas day, To save us all from

God Rest Ye Merry Gentlemen - 2

The image displays two parts of the song "God Rest Ye Merry Gentlemen - 2". Each part is represented by a vertical grid of guitar strings (G, B, Em, D, G, Em, C, G, Em, B) and frets. The notation includes colored ovals representing notes and numbers (1-5) indicating fingerings. The background is divided into three sections: a light blue section (measures 1-3), a light green section (measures 4-5), and a yellow section (measures 6-7). A thick black vertical bar is placed between measures 3 and 4 in both parts. The lyrics are written to the right of the grid.

Part 1 Lyrics:
 Sa-
 tan's
 pow'r
 when
 we
 were
 gone
 a-
 stray,
 And
 God
 send
 you
 a
 hap-
 —
 py
 new

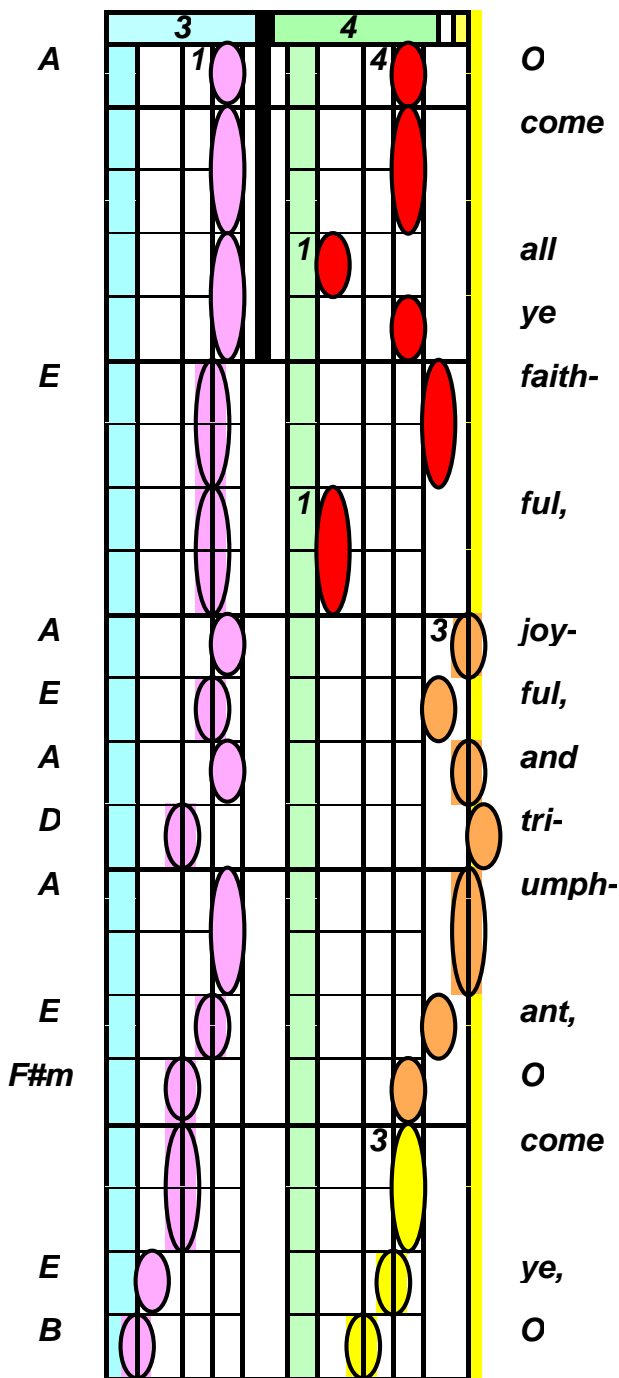
Part 2 Lyrics:
 year,
 hap-
 py
 new
 year;
 And
 God
 send--
 —
 you
 a
 hap-
 —
 py
 new
 year.

O Come All Ye Faithful - 1

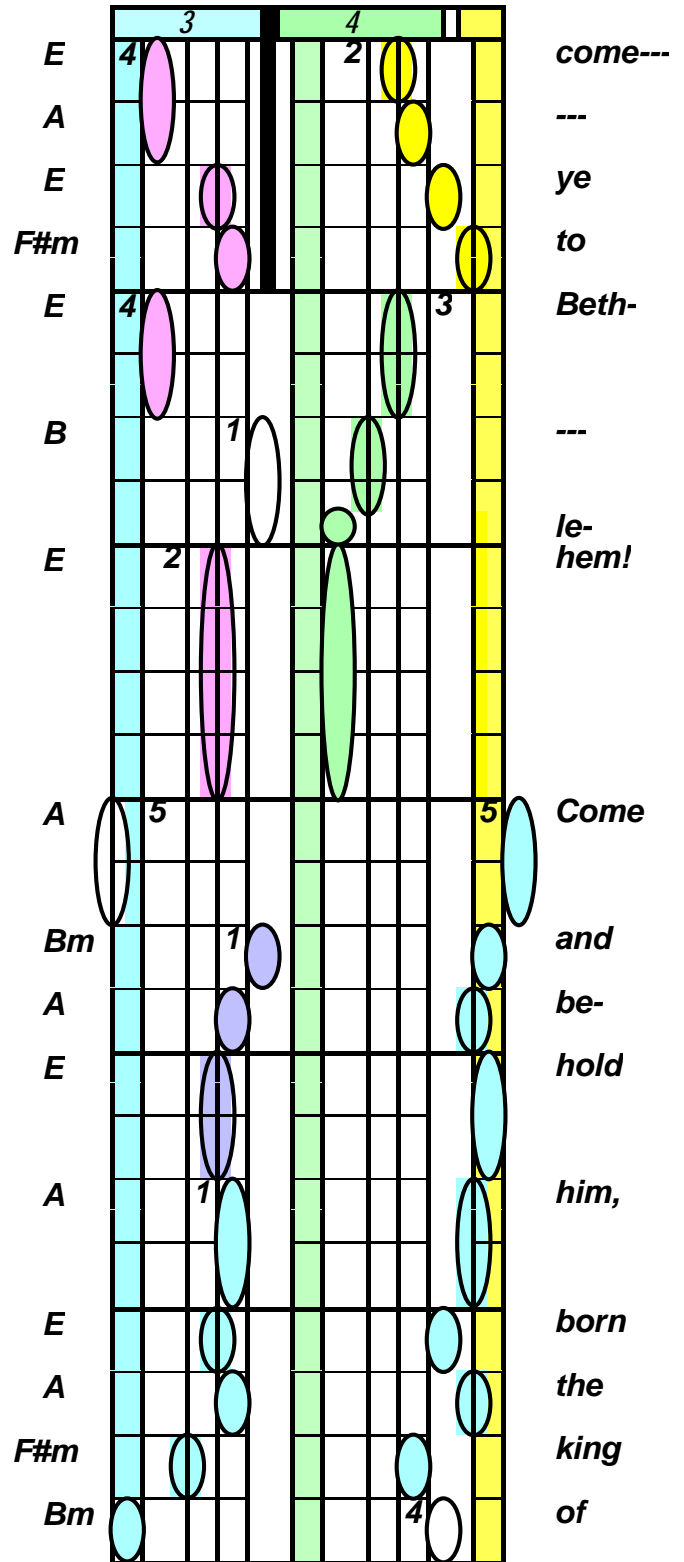
Canon Frederick Oakeley

Traditional tune

Joyfully #: 3 Beats: 4



O
come
all
ye
faith-
ful,
joy-
ful,
and
tri-
umph-
ant,
O
come
ye,
O



come---

ye
to
Beth-

le-
hem!
Come
and
be-
hold
him,
born
the
king
of

O Come All Ye Faithful - 2

E 4 3 4 3 *an-*
A 2 4 *gels!*
E *O*
A *come,*
E *let*
A *us*
E *a-*
A *dore*
E 1 3 *Him,*
A *O*
E *come,*
A *let*
E *us*
A *a-*
E *dore*
E 5 2 *Him,*
A *O*
Bm *come,*
A *let*
E *us*
B *a-*

E 5 2 *dore*
A 1 1 *Him--*
D 4 *---*
A *Christ-*
E 3 *---*
A *the*
A *Lord!*

O Little Town of Bethlehem - 1

Phillips Brooks

Moderately #: 1 Beats: 4

Chord diagram for the first system (measures 1-4). The diagram shows fret positions on a six-string guitar. Chords are indicated by letters: G, C#dim, G, Fdim, Am, G, D, G, D, G. Fingerings are shown with numbers 1-5. A yellow bar highlights the first measure, and a green bar highlights the second measure. A thick black vertical bar is between measures 2 and 3.

O
lit-
tle
town
of
Beth--
le-
hem,
How
still
we---
— see
thee
lie!

Chord diagram for the second system (measures 5-8). The diagram shows fret positions on a six-string guitar. Chords are indicated by letters: G, E, Am, G, D, G, Bm, D, G, Cdim, C#dim. Fingerings are shown with numbers 1-5. A yellow bar highlights the fifth measure, and a green bar highlights the sixth measure. A thick black vertical bar is between measures 4 and 5.

bove
thy
deep
and
dream
less
sleep,
The
si-
lent---
— stars
go
by;
Yet
in
thy
dark
street:

O Little Town of Bethlehem - 2

3 4

B 3 2 shin-

eth,

The

Em ev-

B er-

Em last-

Cdim ing

B Light;

G 2 3 The

hopes

and

C#dim fears

G of

E all

Am 1 the

years

C#dim 5 are

F# 2

3 4

G 1 4 met

A 5 in

G 2 thee

D

G night.

Contents

<i>Silent Night</i>	2
<i>Angels We Have Heard on High</i>	4
<i>The First Noel</i>	6
<i>God Rest Ye Marry Gentlemen</i>	8
<i>O Come All Ye Faithful</i>	10
<i>O Little Town of Bethlehem</i>	12