

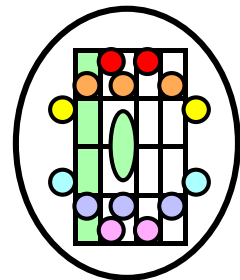
# ***Traditional Christmas Carols***

**RC**

**Level B**  
Arrangement

***With 2-Part Harmony***

***From the Music  
Innovator's Workshop***



*Contents are listed on the last page of this unit.*

# Silent Night - 1

Slowly, with expression b: 2 Beats: 3 Franz Gruber and Josef Mohr

Musical notation for the left part of the piece. It consists of six staves. The top staff is in Bb and has a 3-beat measure followed by a 4-beat measure. The second staff is in Bb. The third staff is in Bb. The fourth staff is in Bb. The fifth staff is in F and has a 5-beat measure. The bottom staff is in Bb. The notes are represented by red ovals and white circles with stems. A yellow vertical bar is on the right side of the notation.

Si-  
 —  
 lent  
 night,  
 ho-  
 —  
 ly  
 night,  
 All  
 is  
 calm,  
 all  
 is

Musical notation for the right part of the piece. It consists of six staves. The top staff is in Bb and has a 3-beat measure followed by a 4-beat measure. The second staff is in Eb. The third staff is in Bb. The fourth staff is in Bb. The fifth staff is in Eb. The bottom staff is in Eb. The notes are represented by red ovals and white circles with stems.

bright;  
 Round  
 yon  
 Vir-  
 —  
 gin  
 Moth-  
 —  
 ther  
 and  
 Child;  
 Ho-  
 ly  
 In-  
 fant,  
 so

**Silent Night - 2**

*Bb* 3 4

ten-  
der  
and  
mild,  
Sleep  
in  
heav-  
en-  
ly  
peace---  
---,  
Sleep---  
---  
in

*F* 3 4

heav-  
en-  
ly  
peace.

# Angels We Have Heard on High - 1

**Joyfully** *b: 1* **Beats: 4**

*Traditional French Tune*

*An-gels we have heard, on high, Sing-ing sweet-ly o'er the plains, And the moun-tains*

*in re-ply, E-cho-ing their joy-ous strains: Glo- --- --- --- --- ---*

**Angels We Have Heard on High - 2**

The image displays a musical score for the second part of the carol "Angels We Have Heard on High". The score is presented on a grid with 10 staves. The first five staves are labeled with notes: F, Bb, C, F, C. The last five staves are labeled with notes: F, C, F, Bb, F. The lyrics "ri-a, in ex-cel-sis De-o." are written to the right of the staves. The score is divided into two sections: a first section with a light blue background and a second section with a light green background. The first section contains a triplet of notes on the first staff, marked with a "3" and a "2". The second section contains a triplet of notes on the first staff, marked with a "4" and a "3". A "1" is written above the first note of the second section, and a "2" is written above the second note of the second section. The notes are represented by ovals, some filled with red and some with white.

# The First Noel - 1

**Moderately #: 2 Beats: 3**

*The---  
---  
first---*

*---  
No-  
---  
el,*

*the---  
---  
an-  
gels*

*did*

*say,*

*was  
to  
cer-  
tain*

*poor*

*shep-  
herds*

*in*

*Traditional tune*

*fields*

*as*

*they*

*lay;*

*In---*

*fields---*

*---  
where---*

*they*

*lay---*

*---  
keep-  
ing*

*their*

*sheep,*

*On*

*a*

*cold*

*win-  
ter's*

# The First Noel - 2

<p>D</p> <p>G</p> <p>A</p> <p>D</p> <p>A</p> <p>D</p> <p>A</p> <p>D</p> <p>Bm</p> <p>F#m</p> <p>D</p> <p>G</p> <p>D</p> <p>A</p>	<p>The first part of the musical notation consists of 12 staves. The first staff has a '3' above it, and the second staff has a '4' above it. The notation includes various notes (red and white ovals) and rests. A yellow vertical bar is on the right side of the notation.</p>	<p>night---</p> <p>—</p> <p>that</p> <p>was---</p> <p>—</p> <p>so</p> <p>deep.</p> <p>No-</p> <p>—</p> <p>el---</p> <p>---</p> <p>No-</p> <p>—</p> <p>el,</p> <p>No-</p> <p>—</p> <p>el,</p> <p>No-</p> <p>—</p> <p>el,</p>
--	--	---

<p>Bm</p> <p>D</p> <p>G</p> <p>D</p> <p>Bm</p> <p>A</p> <p>D</p> <p>A</p> <p>D</p>	<p>The second part of the musical notation consists of 8 staves. The first staff has a '3' above it, and the second staff has a '4' above it. The notation includes various notes (red and white ovals) and rests. A yellow vertical bar is on the right side of the notation.</p>	<p>Born</p> <p>is</p> <p>the</p> <p>King---</p> <p>—</p> <p>of</p> <p>Is-</p> <p>—</p> <p>ra-</p> <p>el.</p>
--	--	--

**God Rest Ye Merry Gentlemen - 1**

*Traditional English Tune*

**With spirit #: 1 Beats: 2**

Musical notation for the first part of the song. It consists of a 6-staff guitar chord chart. The staves are labeled with chords: Em, B, Em, C, Am, B. The chart is divided into two measures, each with 3 and 4 beats. Fingerings are indicated by numbers 1-5. The lyrics are: God rest ye merry gentlemen, Let nothing you dismay, Re-

Musical notation for the second part of the song. It consists of a 6-staff guitar chord chart. The staves are labeled with chords: Em, B, Em, C, Am, B, Am, G. The chart is divided into two measures, each with 3 and 4 beats. Fingerings are indicated by numbers 1-5. The lyrics are: member Christ our Savior Was born on Christmas day, To save us all from



**God Rest Ye Merry Gentlemen - 2**

	3	4			
G		1		4	Sa-
B				2	tan's
Em				3	pow'r
					when
D					we
Em					were
D					gone
Em				2	a-
G		1			stray,
C	5				And
G		1		3	God
Em					send
B				2	you
					a
					hap-
					—
					py
					new

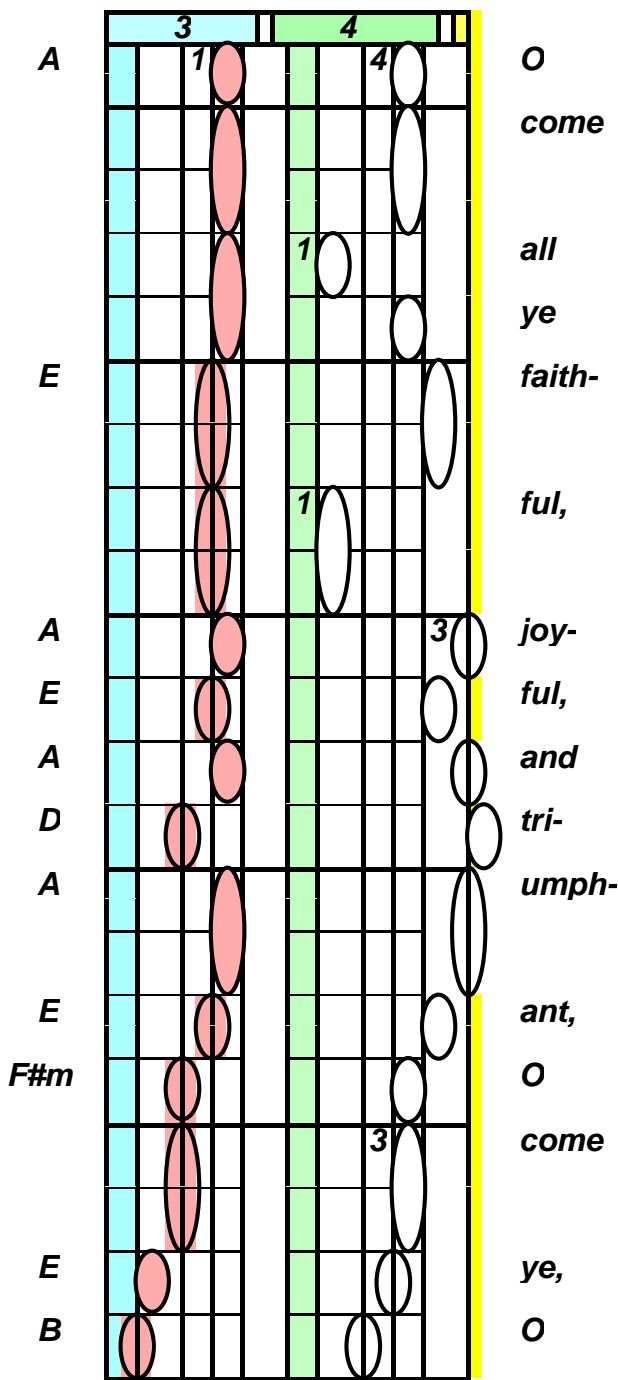
	3	4			
Em		1		1	year,
D				4	hap-
D# dim				1	py
G					new
C					year;
G				2	And
B				3	God
Em					send--
					—
					you
					a
					hap-
					—
					py
					new
					year.

# O Come All Ye Faithful - 1

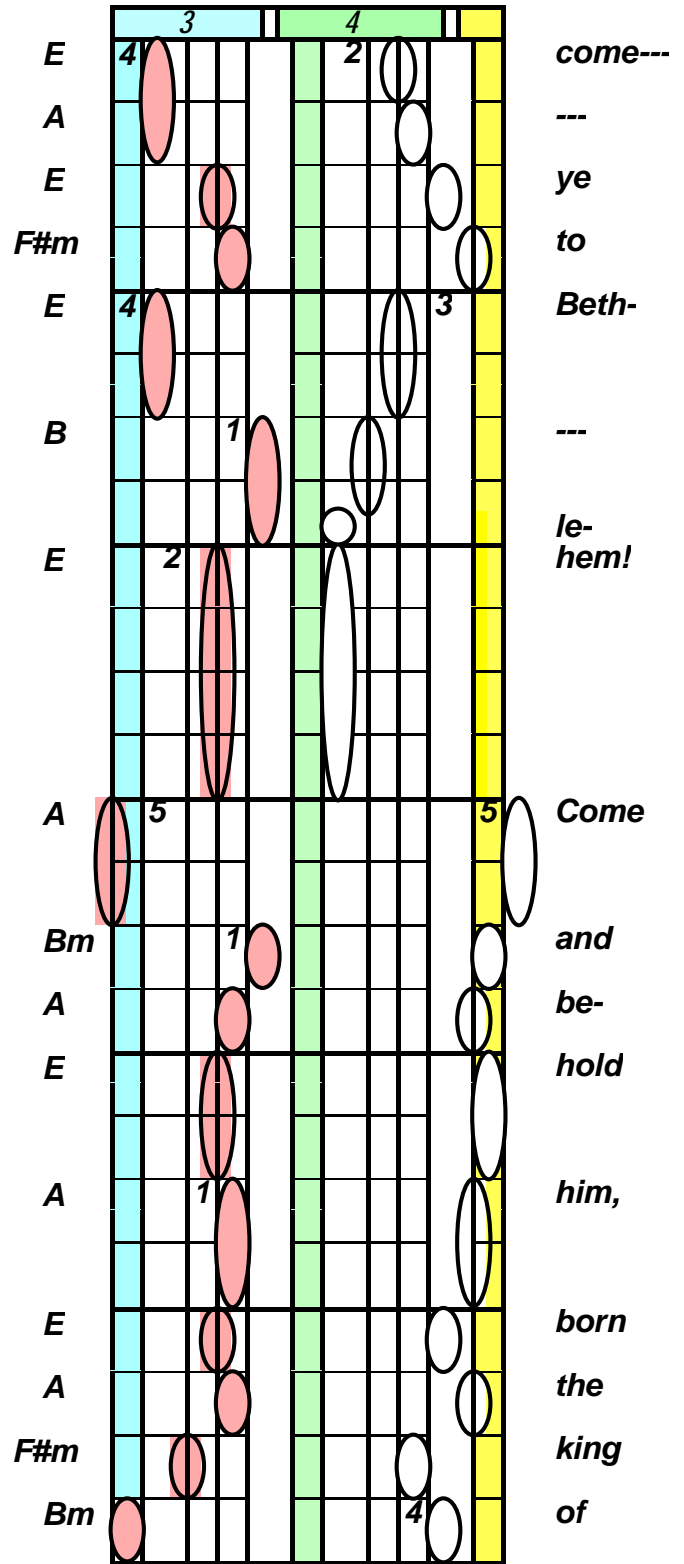
Canon Frederick Oakeley

Traditional tune

**Joyfully #: 3 Beats: 4**



O  
come  
all  
ye  
faith-  
ful,  
joy-  
ful,  
and  
tri-  
umph-  
ant,  
O  
come  
ye,  
O



come---  
---  
ye  
to  
Beth-  
---  
le-  
hem!  
Come  
and  
be-  
hold  
him,  
born  
the  
king  
of

**O Come All Ye Faithful - 2**

*E* 4 3 an-  
 ---  
*A* 2 4 gels!  
*E* 2 O  
*A* 4 come,  
*E* let  
*A* us  
*E* a-  
*A* dore  
 1  
*E* 3  
*A* 3  
*E* 5 3  
*A* 2 3  
*Bm* 3  
*A* 3  
*E* 3  
*B* 3

*E* 5 2 dore  
*A* 1 1 Him--  
*D* 4 ---,  
*A* 4 Christ-  
*E* 3 ---,  
*A* 3 the  
 Lord!

**O Little Town of Bethlehem - 1**

Phillips Brooks

Moderately #: 1 Beats: 4

The image displays a musical score for the song "O Little Town of Bethlehem" in two parts. The score is presented as a grid of guitar chords and fingerings across 12 measures. The first part (left) includes chords G, C#dim, G, Fdim, Am, G, D, G, D, D, G, and A-. The second part (right) includes chords G, E, Am, G, D, G, Bm, D, G, Cdim, and C#dim. Fingerings are indicated by numbers 1-5. The lyrics are: "O lit-tle town of Beth-- le-- hem, How still we--- see thee lie! bove thy deep and dream less sleep, The si- lent--- stars go by; Yet in thy dark street:".

**O Little Town of Bethlehem - 2**

3 4

B 3 2

shin-eth, The ev-er-last-ing Light;

Em B Em Cdim B

G 2 3

The hopes and fears of all the years are

C#dim G E Am C#dim F# 5 2 1 1 5

3 4

G 1 4

met in thee night.

A 5 1

G 2

D

G

G A G D G

## Contents

<i>Silent Night</i>	2
<i>Angels We Have Heard on High</i>	4
<i>The First Noel</i>	6
<i>God Rest Ye Merry Gentlemen</i>	8
<i>O Come All Ye Faithful</i>	10
<i>O Little Town of Bethlehem</i>	12