

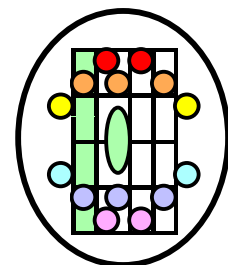
1905-03

Great Symphonic Themes

PC-75

Key Maps With Chords

**From the Music
Innovator's Workshop**



Page is Blank

Contents

	<i>Page</i>
<i>Pachelbel, Johann 1653-1706 - Themes From Canon in D</i>	4
<i>Purcell, Henry 1659-1695 - Trumpet Tune</i>	6
<i>Mouret, J. 1682-1738 - Rondo from First Symphonic Suite</i>	7
<i>Bach, J. S. 1685-1750 - Little Fugue in G Minor</i>	8
<i>Bach, J. S. Jesu, Joy of Man's Desiring, From Cantata 147</i>	10
<i>Haydn 1732-1809 - Andante From the Surprise Symphony</i>	11
<i>Mozart, Amadeus 1756-1791 - Lullaby</i>	12
<i>Beethoven 1770-1827 - Piano Concerto No. 3 - 3rd Mvt.</i>	14
<i>Beethoven 1770-1827 - Ode to Joy From Symphony No. 9</i>	17
<i>Rossini 1792-1868 - William Tell Overture - Closing Theme</i>	18
<i>Bizet, Georges 1838-1875 - Habanera - From Carmen</i>	22
<i>Mussorgsky, Modest 1839-1881 - The Great Gate of Kiev</i>	24
<i>Dvorak 1841-1904 - Largo From the New World Symphony</i>	25
<i>Grieg 1843 - 1907 - Morning From the Peer Gynt Suite</i>	26
<i>Sibelius 1865-1957 - Theme From Finlandia</i>	31

Note - The great classic themes in this unit are shown in the order of their composer's birth years - from 1653 - 1865, spanning a range of over 200 years.

Themes From Canon in D - Page 1

Johann Pachelbel 1653-1706

Moderately #: 2 Beats: 4

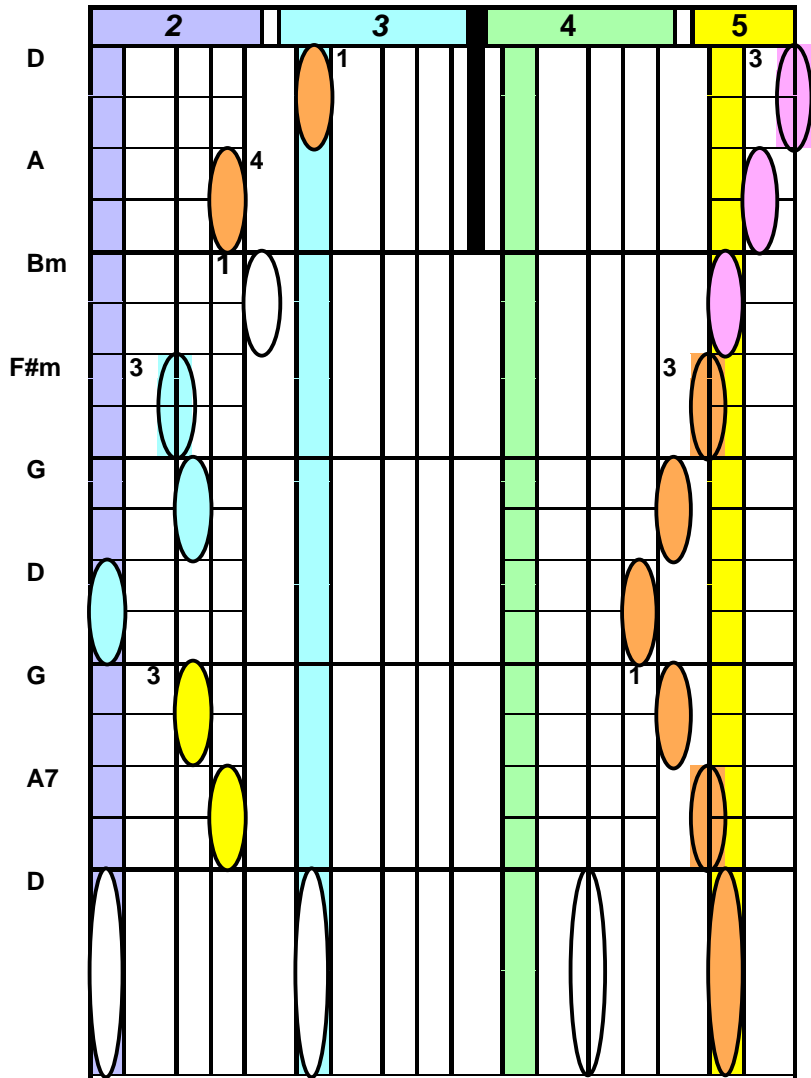
The first system of the musical score is a 12-measure piece in 2/4 time. It is divided into three measures: the first measure is purple, the second is cyan, and the third is green. The notes are as follows:

Measure	1	2	3
D	Red circle	White circle	White circle
A	White circle	White circle	Red circle
Bm	White circle	White circle	Red circle
F#m	White circle	Red circle	White circle
G	White circle	Red circle	White circle
D	Red circle	White circle	White circle
G	White circle	Red circle	White circle
A7	White circle	White circle	Red circle

The second system of the musical score is a 12-measure piece in 2/4 time. It is divided into three measures: the first is cyan, the second is green, and the third is yellow. The notes are as follows:

Measure	1	2	3
D	Red circle	White circle	White circle
A	White circle	White circle	Red circle
Bm	White circle	White circle	Red circle
F#m	White circle	Red circle	White circle
G	White circle	Red circle	White circle
D	Red circle	White circle	White circle
G	White circle	Red circle	White circle
A7	White circle	White circle	Red circle
D	Red circle	White circle	White circle
A	White circle	White circle	Red circle
Bm	White circle	White circle	Red circle
F#m	White circle	Red circle	White circle
G	White circle	Red circle	White circle
D	Red circle	White circle	White circle
G	White circle	Red circle	White circle
A7	White circle	White circle	Red circle

Themes From Canon in D - Page 2



Trumpet Tune

Majestically #: 0 4/4 Primary Chords: C F G Henry Purcell

The image displays two musical staves for the 'Trumpet Tune' by Henry Purcell. The left staff is labeled 'Majestically' and the right staff is labeled 'Henry Purcell'. Both staves are in 4/4 time and feature primary chords of C, F, and G. The staves are divided into three sections: 3 bars (light blue), 4 bars (light green), and 5 bars (yellow). The left staff has 12 staves (C, G, C, G, C, G, C, G, C, G, C, D7, G) and the right staff has 12 staves (G, C, C, G7, C, G, C, G, C, G, G, C). Notes are represented by colored ovals with fingerings (1, 2, 5) and trills (tr). The notes are color-coded: red, pink, purple, orange, blue, yellow, and green.

Rondo from "First Symphonic Suite"

Jean Joseph Mouret 1682-1738

March Tempo #: 2 Beats: 4

Go back to: A

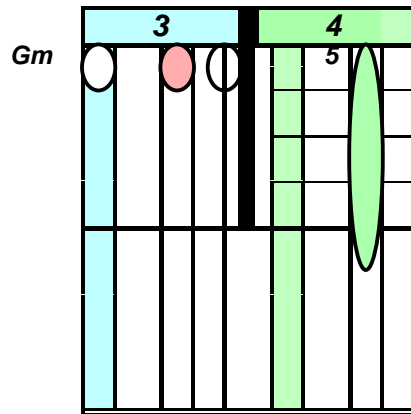
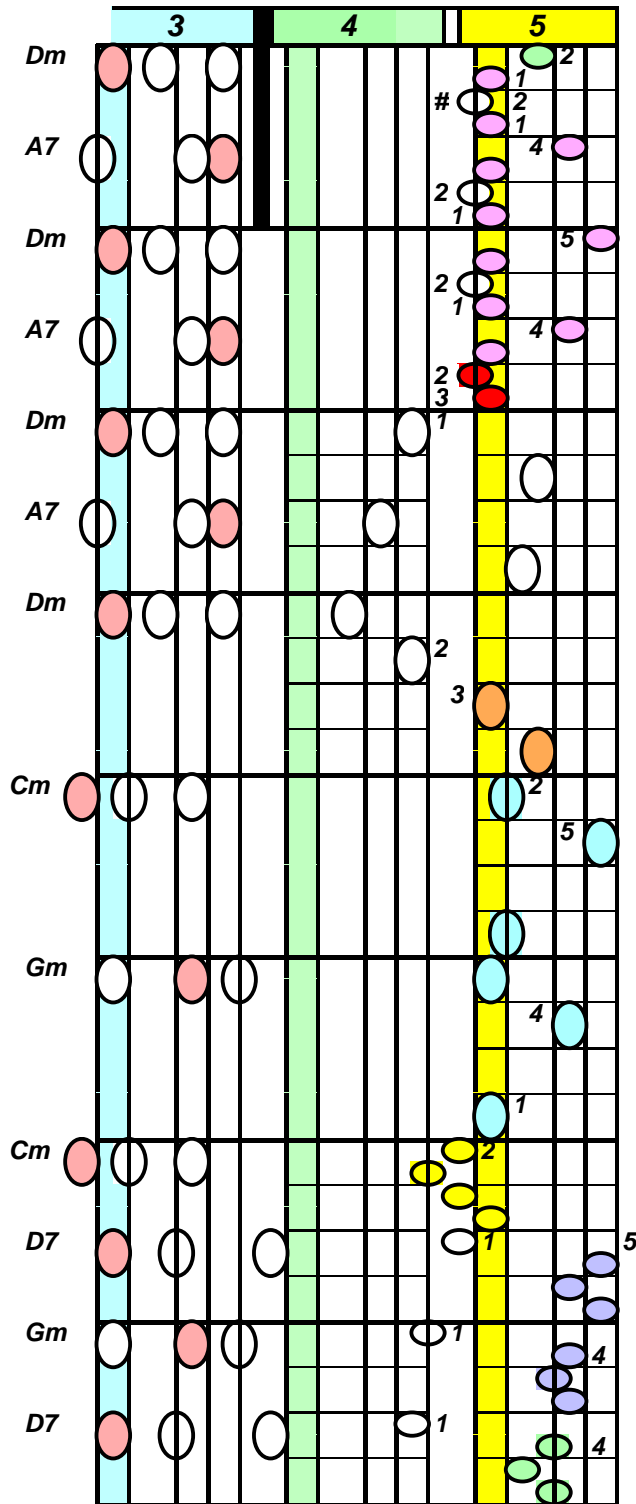
Little" Fugue in G Minor

Boldly *b: 2* *4/4* Primary Chords: Gm Cm D **J.S. Bach**

The image displays two guitar chord diagrams for the piece "Little Fugue in G Minor".

Left Diagram (Boldly): This diagram is for a version in 2/4 time with a 4/4 signature. It features 12 staves. The primary chords are Gm, D7, and Gm. The diagram is divided into three measures: Measure 1 (cyan background), Measure 2 (green background), and Measure 3 (yellow background). Fingerings are indicated by numbers 1-5. A thick black bar is present in the first measure.

Right Diagram (J.S. Bach): This diagram is for a version in 2/4 time with a 4/4 signature. It features 12 staves. The primary chords are Gm, D7, Dm, A7, and Gm. The diagram is divided into three measures: Measure 1 (cyan background), Measure 2 (green background), and Measure 3 (yellow background). Fingerings are indicated by numbers 1-5. A thick black bar is present in the first measure.



Jesu, Joy of Man's Desiring

Conclusion

from Cantata 147

J S Bach 1685-1750

Moderately #: 1 Beats: 3

Diagram showing guitar fretboard positions for the 'Conclusion' section. The piece is in G major, 3/4 time. The first measure consists of a 3-measure rest followed by a 4-measure rest. The notes and chords are: C (3), G (1), Am7 (1), D (1), F#dim (1), G (1), C (1).

Diagram showing guitar fretboard positions for the 'from Cantata 147' section. The piece is in G major, 3/4 time. The first measure consists of a 3-measure rest followed by a 4-measure rest. The notes and chords are: G (love), Em (of), Am7 (joys), D (un-), G (known.), Am (lead), F#dim (own), G (In), C (the).

Diagram showing guitar fretboard positions for the 'J S Bach 1685-1750' section. The piece is in G major, 3/4 time. The first measure consists of a 3-measure rest followed by a 5-measure rest. The notes and chords are: G (love), Em (of), Am (joys), G (un-), Am (known.), D (lead), G (Thine), Em (own), C (own), G (In), Am (the), C#dim (the), F#dim (the), G (the).

Andante From the "Surprise Symphony"

Franz Joseph Haydn 1732-1809

Slowly *b: 1* Beats: 2

Staff 1 (F): 3, 4, 5, *pp*, 1, 3

Staff 2 (C7): 5, 3

Staff 3 (C): 3, 5, 1

Staff 4 (C): 1

Staff 1 (F): 3, 4, 5, 1

Staff 2 (Dm): 5

Staff 3 (G): 1

Staff 4 (C): *Surprise*, *ff*

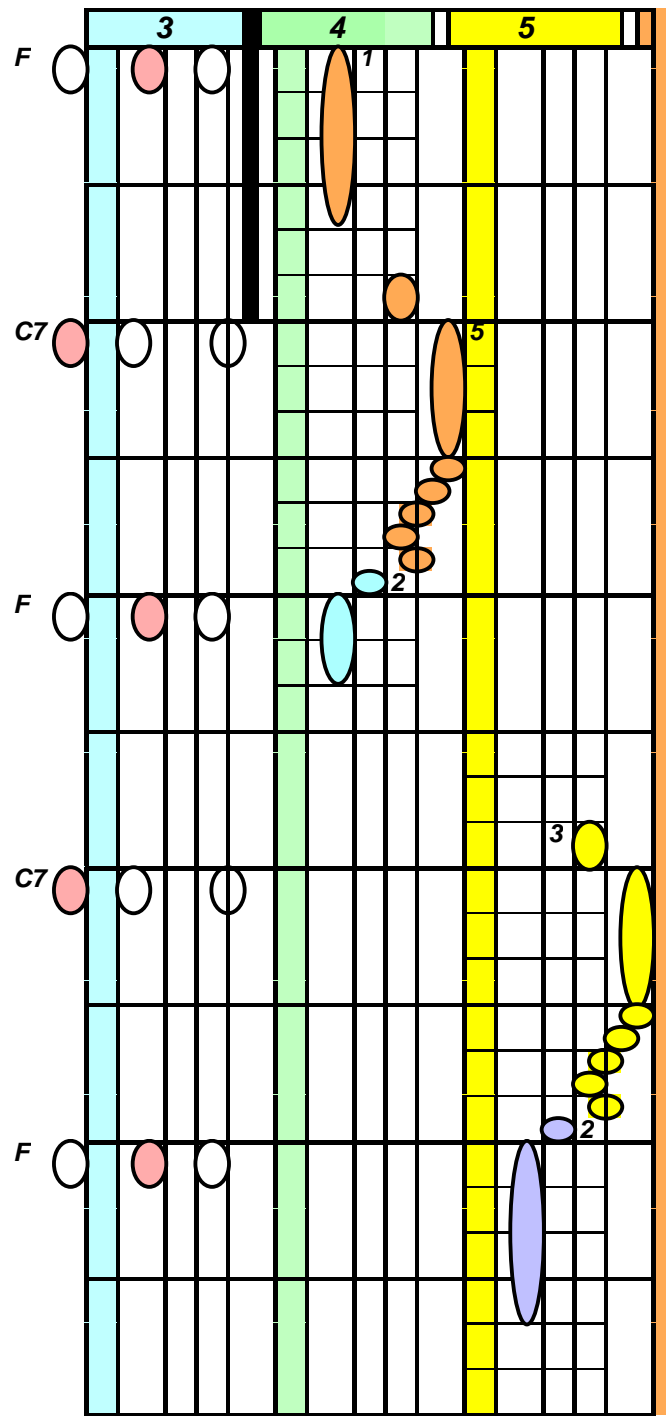
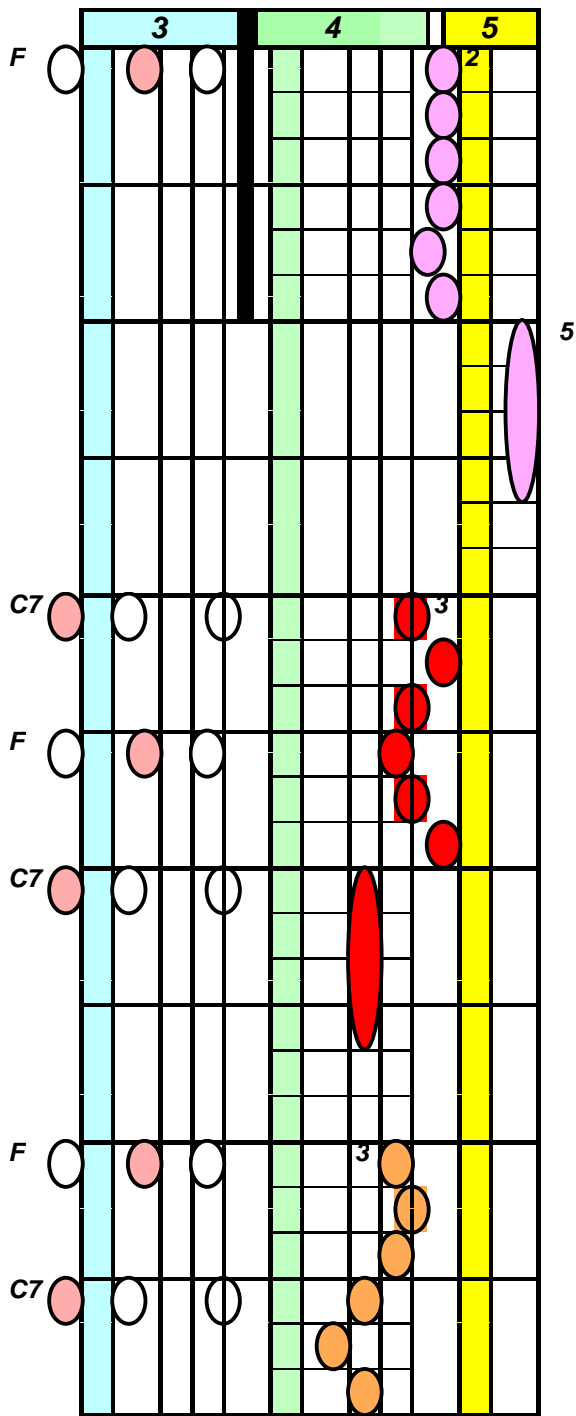
Lullaby

Softly **b: 1** **3/4** **Primary Chords: F Bb C**

This musical notation system features six staves. The top staff is labeled 'F' and contains notes on the 1st, 2nd, and 3rd strings. The second staff is labeled 'C7' and contains notes on the 1st, 2nd, and 3rd strings. The third staff is labeled 'F' and contains notes on the 1st, 2nd, and 3rd strings. The fourth staff is labeled 'Bb' and contains notes on the 1st, 2nd, and 3rd strings. The fifth staff is labeled 'F' and contains notes on the 1st, 2nd, and 3rd strings. The bottom staff is labeled 'C' and contains notes on the 1st, 2nd, and 3rd strings. The notation is divided into three measures: the first measure is highlighted in light blue and labeled '3', the second measure is highlighted in light green and labeled '4', and the third measure is highlighted in yellow and labeled '2'. A thick black vertical bar is positioned between the first and second measures.

Mozart

This musical notation system features six staves. The top staff is labeled 'C7' and contains notes on the 1st, 2nd, and 3rd strings. The second staff is labeled 'F' and contains notes on the 1st, 2nd, and 3rd strings. The third staff is labeled 'Gm7' and contains notes on the 1st, 2nd, and 3rd strings. The fourth staff is labeled 'F' and contains notes on the 1st, 2nd, and 3rd strings. The fifth staff is labeled 'Bb' and contains notes on the 1st, 2nd, and 3rd strings. The bottom staff is labeled 'Bb' and contains notes on the 1st, 2nd, and 3rd strings. The notation is divided into three measures: the first measure is highlighted in light blue and labeled '3', the second measure is highlighted in light green and labeled '4', and the third measure is highlighted in yellow and labeled '5'. A thick black vertical bar is positioned between the first and second measures.



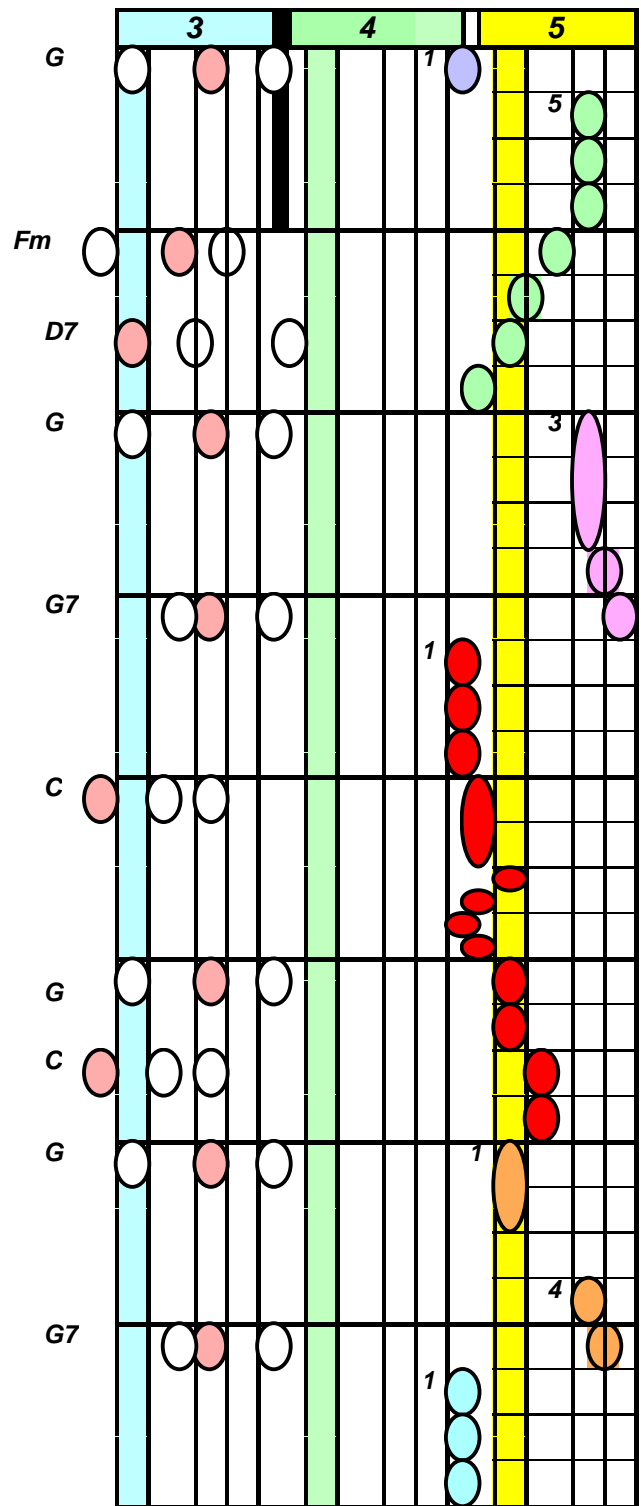
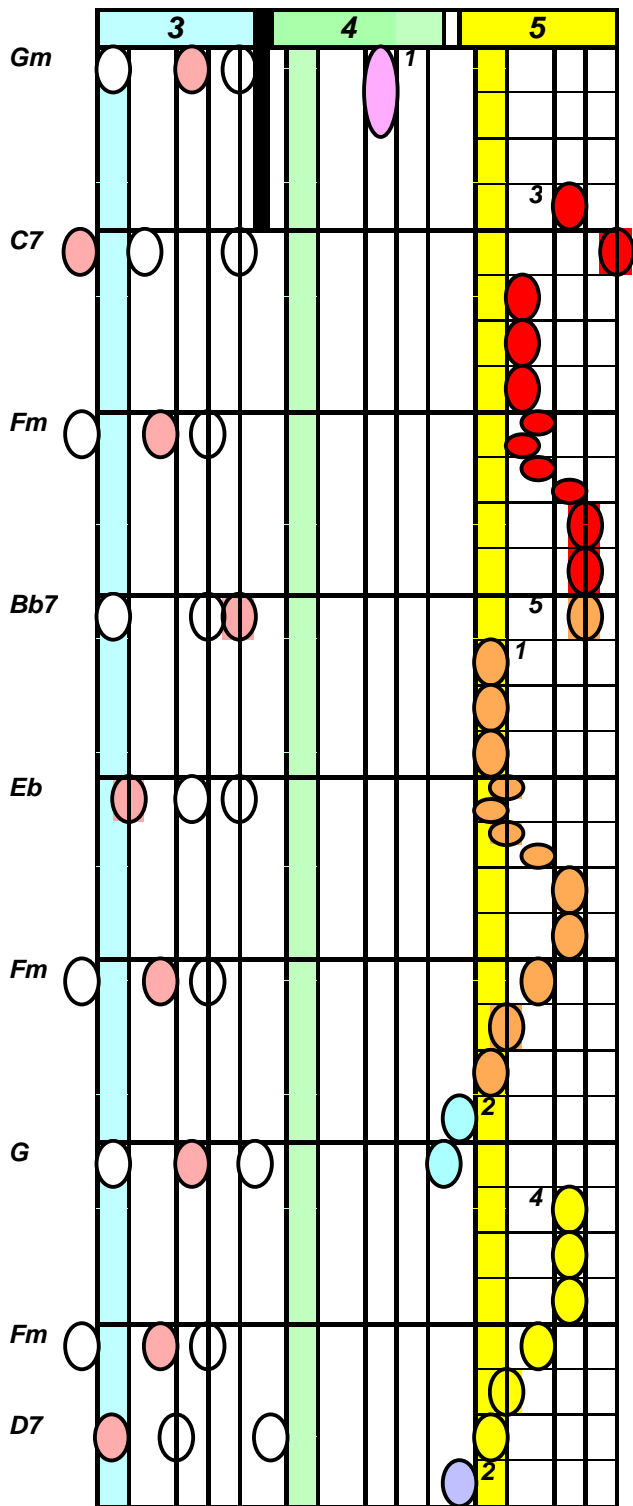
Piano Concerto No. 3 – 3rd Movement

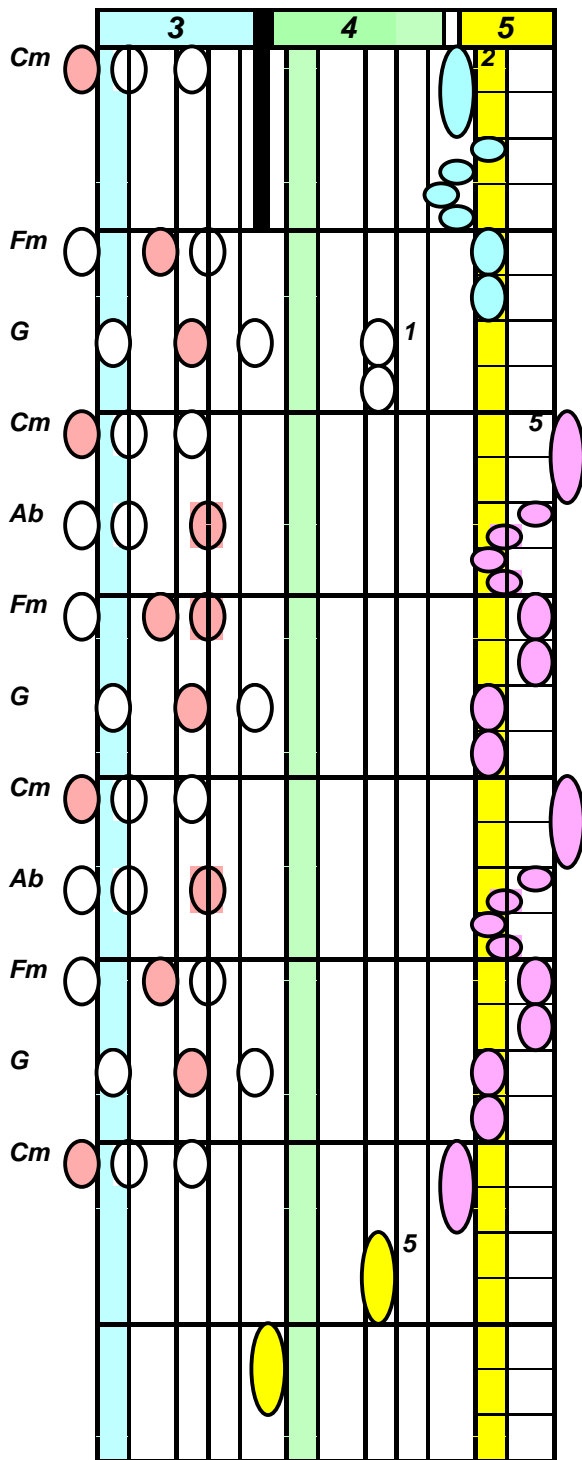
Lively *b:* 3 4/4 Primary Chords: Cm Fm G

Ludwig van Beethoven

This diagram shows the first piano part of the 3rd movement of Beethoven's Piano Concerto No. 3. It is written in 3/4 time with a key signature of one flat (B-flat). The score is divided into three measures: measure 3 (light blue background), measure 4 (light green background), and measure 5 (yellow background). The piano part consists of 11 staves, each with a chord label on the left: N.C., G7, Cm, G, Cm, G, G7, Cm, Gm, and D7. The notes are represented by colored circles: white for natural notes, red for flats, and blue for naturals. Fingerings are indicated by numbers 1, 3, and 4. A thick black vertical bar is placed between measure 3 and measure 4.

This diagram shows the second piano part of the 3rd movement of Beethoven's Piano Concerto No. 3. It is written in 3/4 time with a key signature of one flat (B-flat). The score is divided into three measures: measure 3 (light blue background), measure 4 (light green background), and measure 5 (yellow background). The piano part consists of 11 staves, each with a chord label on the left: Gm, G7, Cm, G, Cm, G, G7, Cm, Gm, and D7. The notes are represented by colored circles: white for natural notes, red for flats, blue for naturals, and yellow for naturals. Fingerings are indicated by numbers 1 and 4. A thick black vertical bar is placed between measure 3 and measure 4.





Ode to Joy From "Symphony No. 9"

Quickly #: 2 Beats: 4

Musical notation for the first system of 'Ode to Joy'. The notation is arranged in a grid with 10 staves. The staves are labeled on the left as D, A, D, A, D, G, D, A, D. The notation is divided into three measures by vertical lines. The first measure is highlighted in light blue and contains a triplet of notes (D, A, D). The second measure is highlighted in light green and contains a whole note (D). The third measure is highlighted in yellow and contains a triplet of notes (D, A, D) followed by a triplet of notes (D, A, D). The notes are represented by circles, with some filled in pink and others white. The triplet in the third measure is marked with a '3'.

Musical notation for the second system of 'Ode to Joy'. The notation is arranged in a grid with 10 staves. The staves are labeled on the left as A, D, A, D, F#, Bm, E, A, D, G, D+, D, A, D. The notation is divided into three measures by vertical lines. The first measure is highlighted in light blue and contains a triplet of notes (A, D, A). The second measure is highlighted in light green and contains a whole note (A). The third measure is highlighted in yellow and contains a triplet of notes (A, D, A) followed by a triplet of notes (A, D, A). The notes are represented by circles, with some filled in pink and others white. The triplet in the third measure is marked with a '3'. There are also some notes marked with a '1' and a '2'.

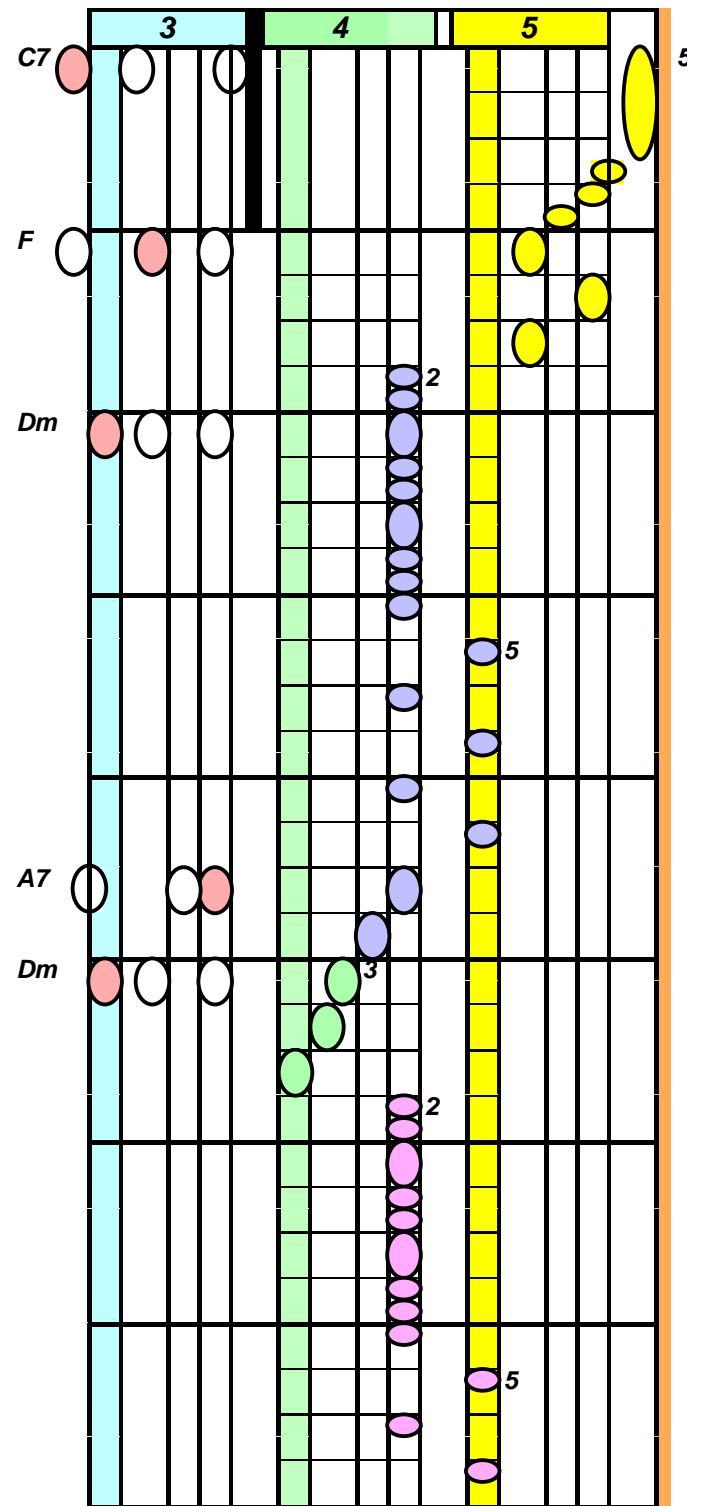
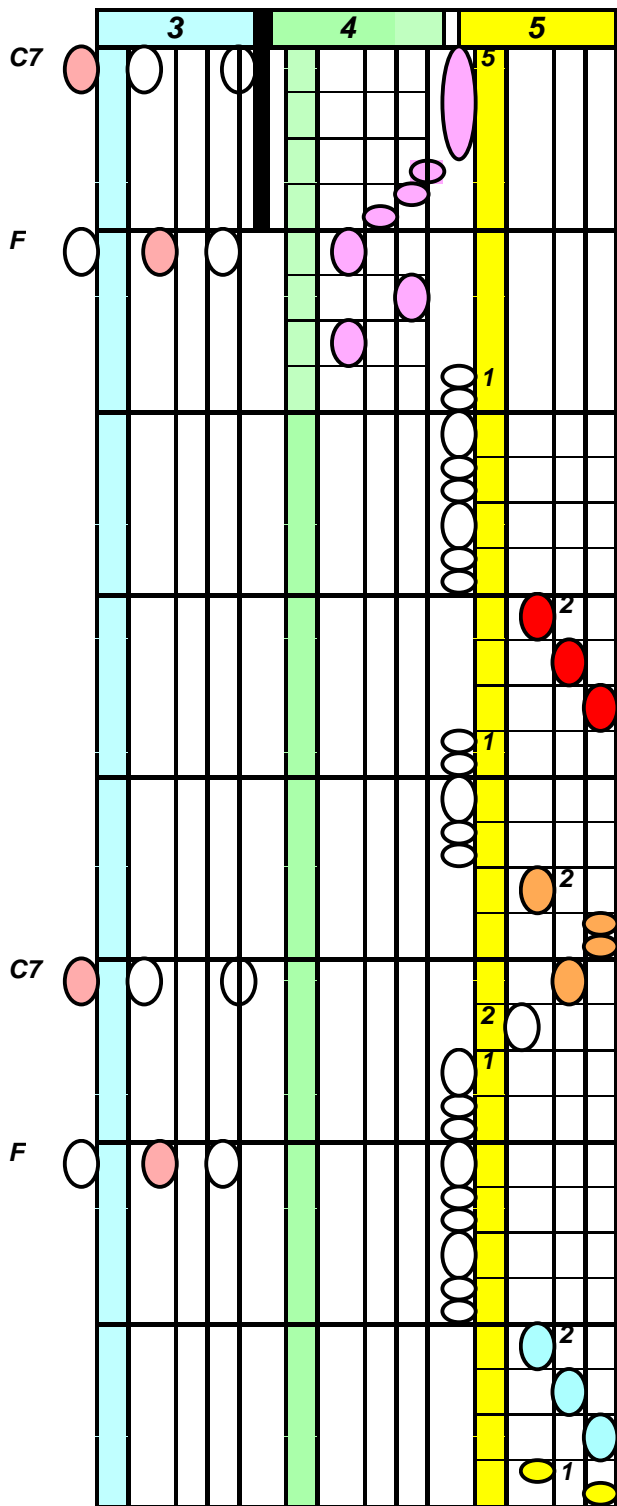
William Tell" Overture - Closing Theme

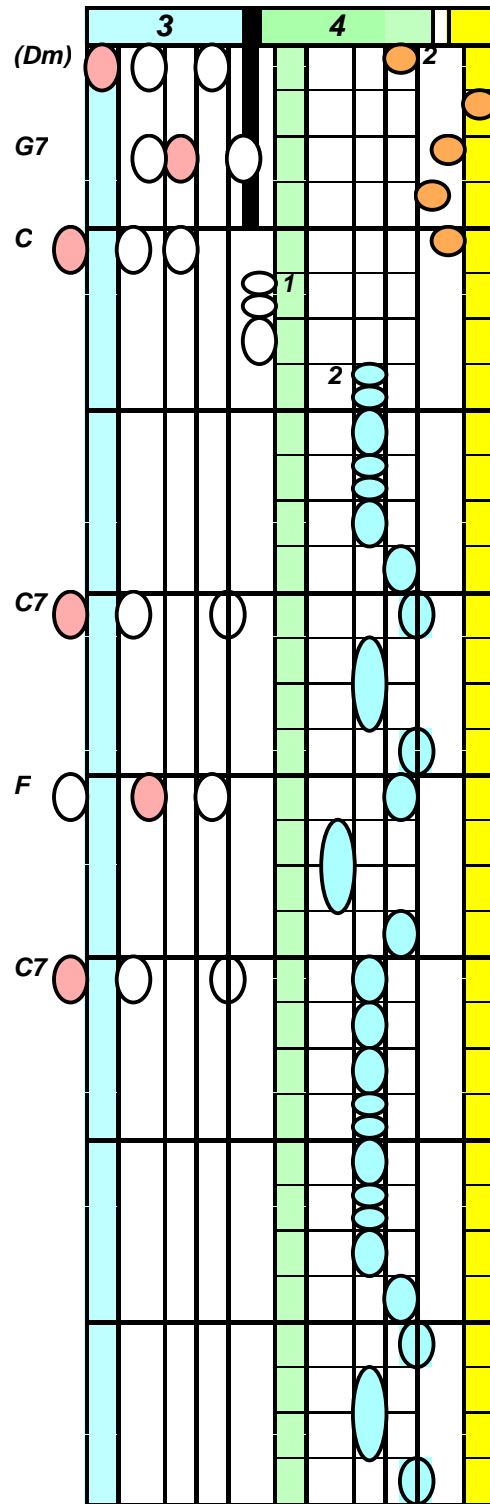
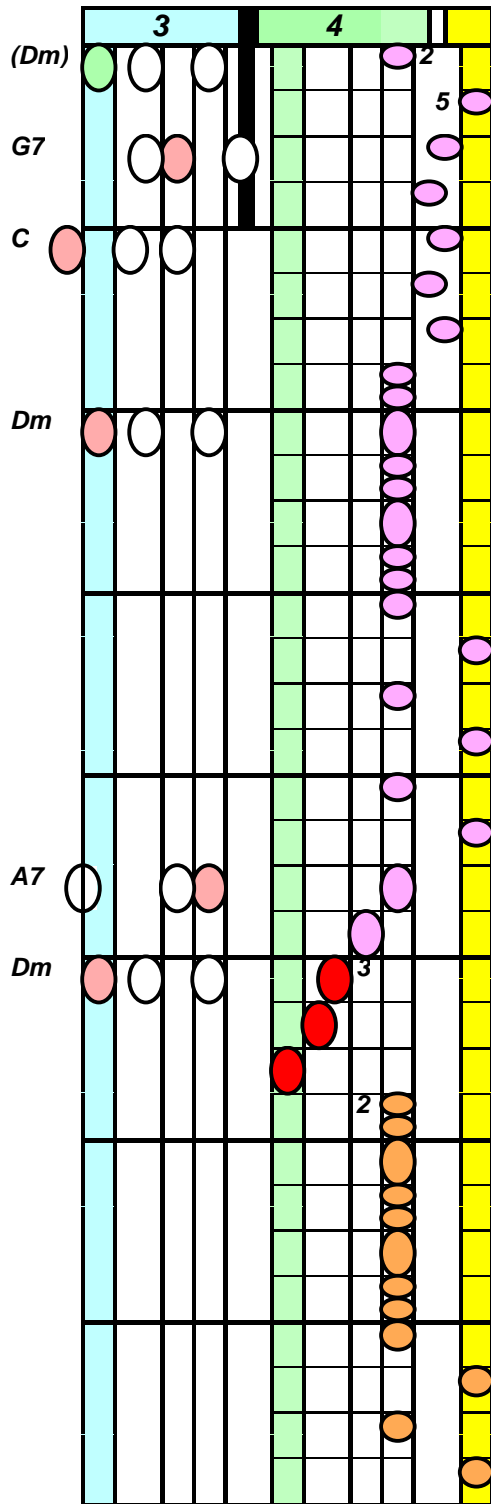
Lively $b: 1$ $4/4$ Primary Chords: F Bb C Gioacchino Rossini

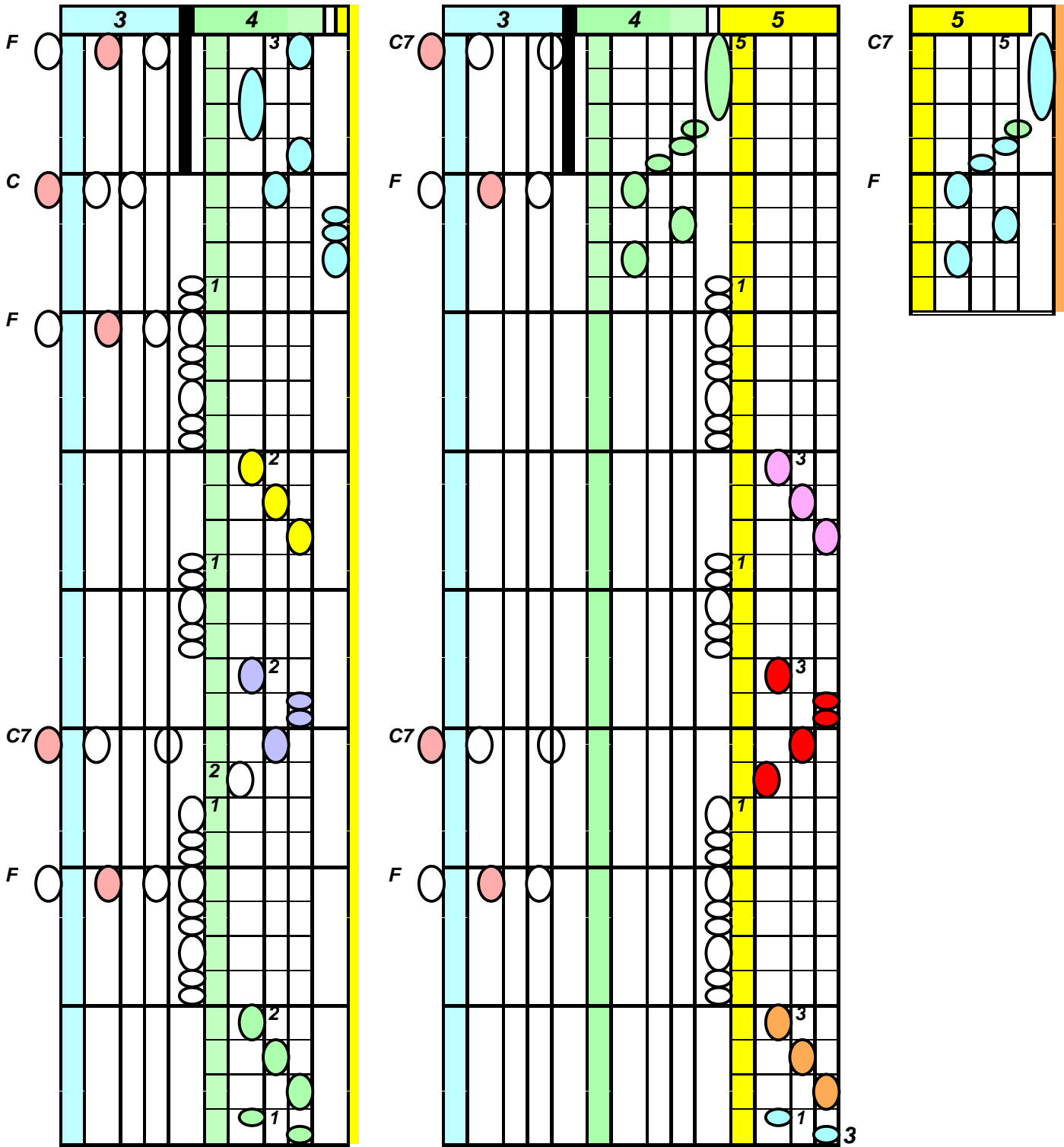
The image displays two guitar chord diagrams for the 'Closing Theme' of the William Tell Overture. The left diagram is for N.C. (Natural Chord) and the right is for (C) (C major). Both diagrams show a 3-4-5 fret sequence with various fingerings and chord voicings.

Left Diagram (N.C.): Shows a sequence of three frets: 3 (cyan), 4 (green), and 5 (yellow). The 3rd fret has a red circle on the 1st string. The 4th fret has a white circle on the 1st string. The 5th fret has a white circle on the 1st string. Fingerings are indicated by numbers 1-5. A thick black vertical bar is present between the 3rd and 4th frets.

Right Diagram ((C)): Shows a sequence of three frets: 3 (cyan), 4 (green), and 5 (yellow). The 3rd fret has a red circle on the 1st string. The 4th fret has a white circle on the 1st string. The 5th fret has a white circle on the 1st string. Fingerings are indicated by numbers 1-5. A thick black vertical bar is present between the 3rd and 4th frets. A large white oval is drawn on the right side of the diagram.







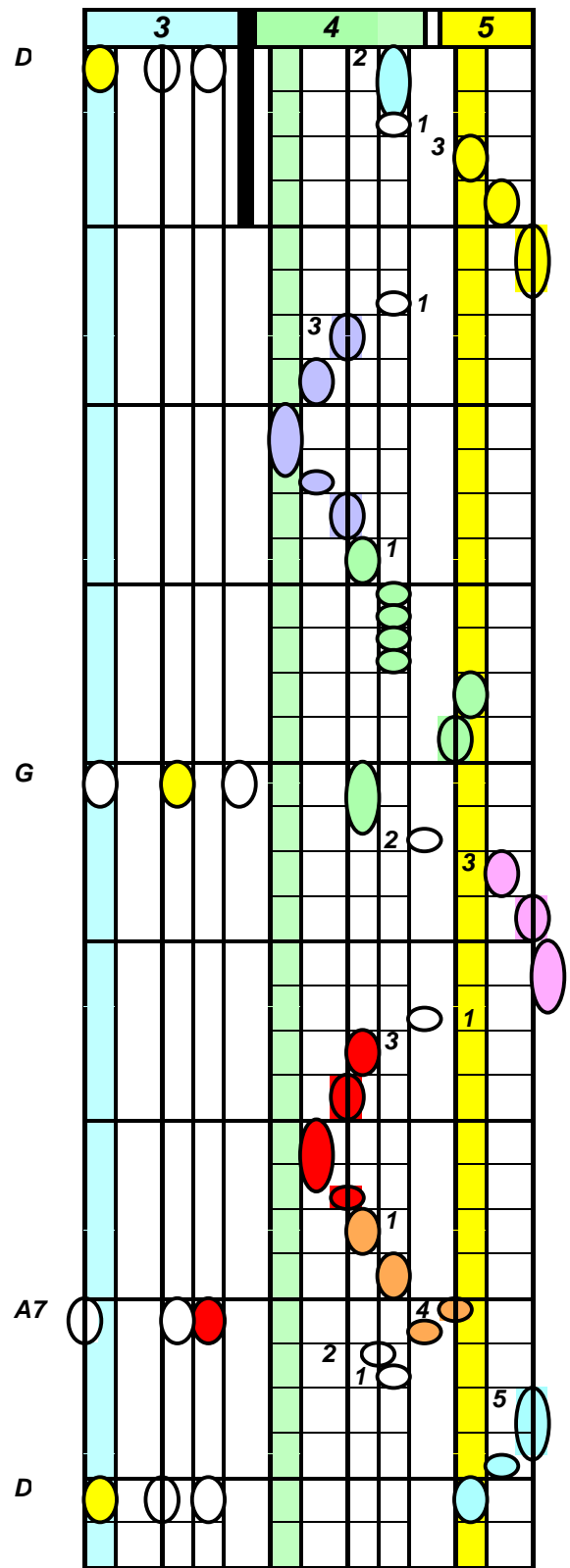
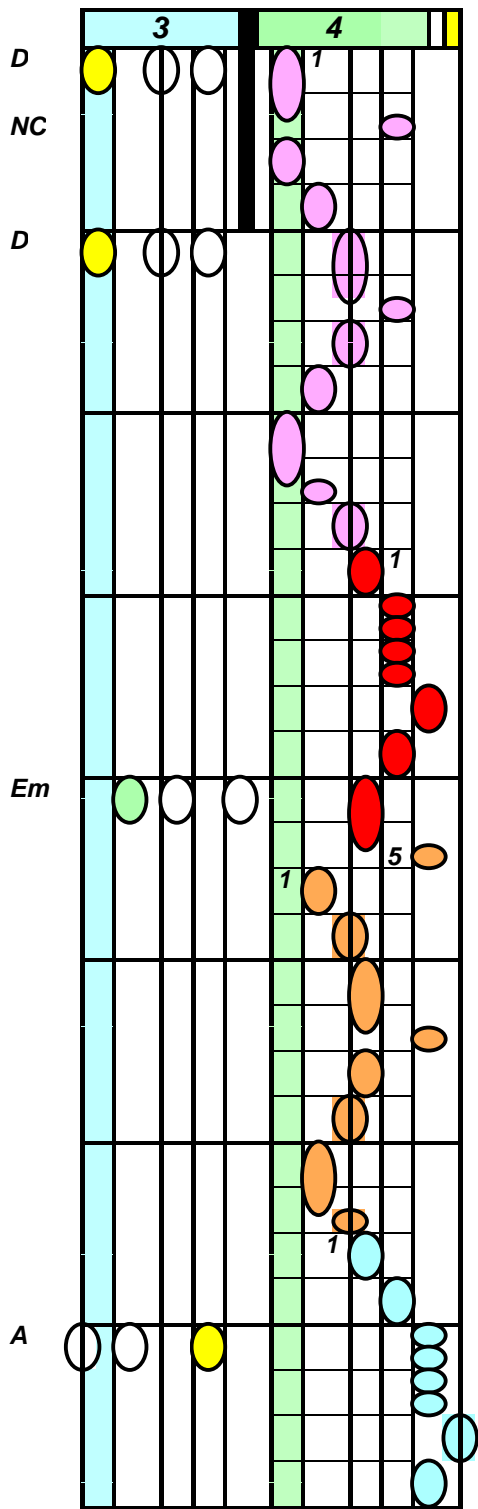
Habanera – From "Carmen"

Tango #: 2 4/4 Primary Chords: D G A

Georges Bizet

This diagram shows the guitar chord structure for the Tango version of Habanera. It consists of six staves representing strings. The first three staves are labeled NC, Dm, and Gm, and the last three are labeled A7. The piece is in 4/4 time and features a 3-measure phrase followed by a 4-measure phrase. The 3-measure phrase is highlighted in light blue, and the 4-measure phrase is highlighted in light green. A thick black vertical bar is placed between the 3-measure and 4-measure phrases. Fingering numbers (3, 4, 5) are indicated for various notes. The notes are color-coded: red for D, white for G, yellow for A, cyan for B, blue for C, purple for D, green for E, and pink for F. The diagram shows a sequence of chords: Dm (3), Gm (3), A7 (3), Dm (4), Gm (4), and A7 (4).

This diagram shows the guitar chord structure for the Georges Bizet version of Habanera. It consists of six staves representing strings. The first three staves are labeled Dm, NC, and Dm, and the last three are labeled Gm, A, and A. The piece is in 4/4 time and features a 3-measure phrase followed by a 4-measure phrase. The 3-measure phrase is highlighted in light blue, and the 4-measure phrase is highlighted in light green. A thick black vertical bar is placed between the 3-measure and 4-measure phrases. Fingering numbers (1, 4, 5) are indicated for various notes. The notes are color-coded: red for D, white for G, yellow for A, cyan for B, blue for C, purple for D, green for E, and pink for F. The diagram shows a sequence of chords: Dm (3), NC (3), Dm (3), Dm (4), Gm (4), and A (4).



The Great Gate of Kiev

Majestically *b: 1* *4/4* **Primary Chords: F Bb C** **Modest Mussorgsky**

The image displays two musical score diagrams for the piece "The Great Gate of Kiev" by Modest Mussorgsky. The left diagram is titled "Majestically" and the right is titled "Modest Mussorgsky". Both are in 4/4 time with a key signature of one flat (Bb). The left diagram features 14 staves with various chords (F, C, Dm, Bb, Am, Gm) and fingerings (1-5). The right diagram features 12 staves with various chords (C, Dm, Bb, F, Am) and fingerings (1-4). Both diagrams have three vertical bars highlighted: a cyan bar labeled "3", a green bar labeled "4", and a yellow bar labeled "5".

Largo From "New World" Symphony

Antonin Dvorak 1841-1904

Slowly b: 5 Beats: 4

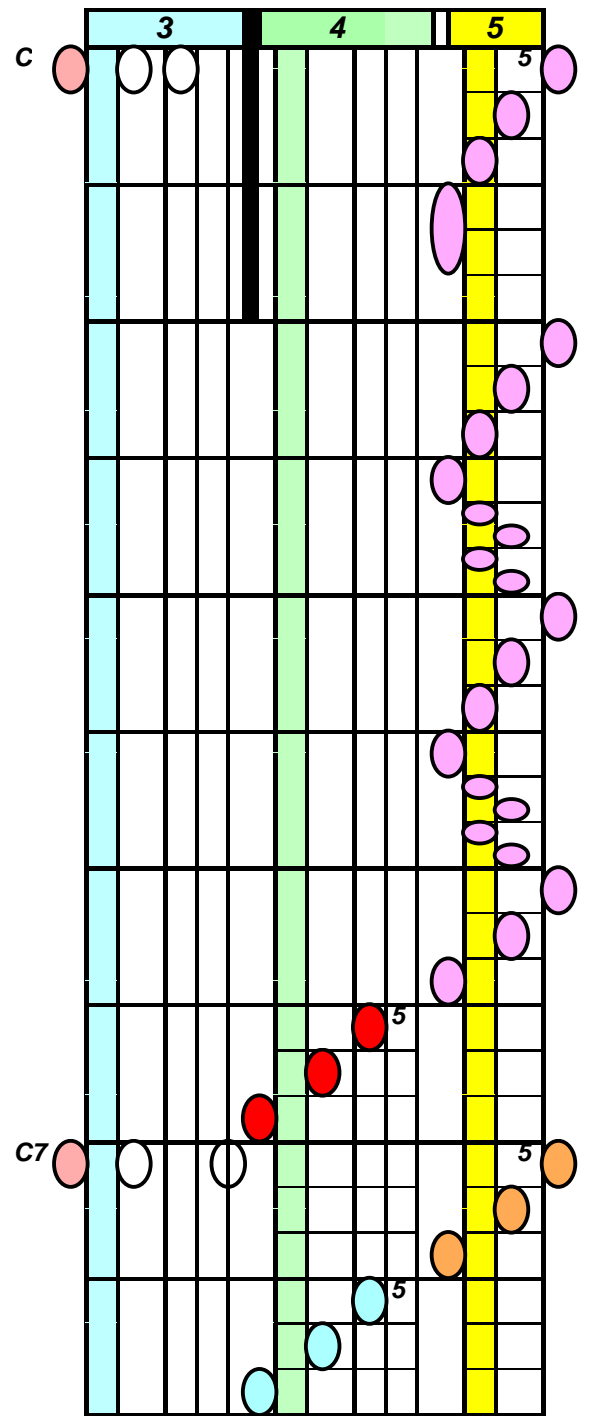
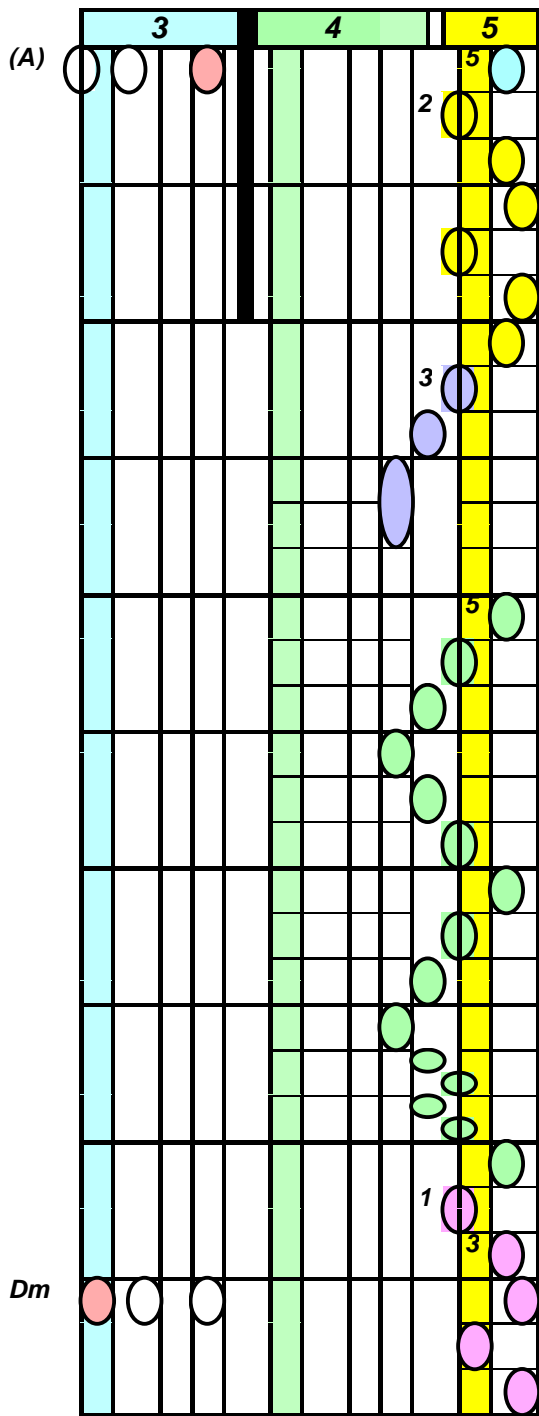
This musical score system features ten staves with various chord labels: Db, Ab7, Db, Db+, Gb, Ab7, and Db. The score is divided into two measures. The first measure is highlighted in light blue and contains a triplet of notes. The second measure is highlighted in light green and contains a group of notes with a '3' above them and a '5' to the right. A thick black vertical bar is positioned between the two measures.

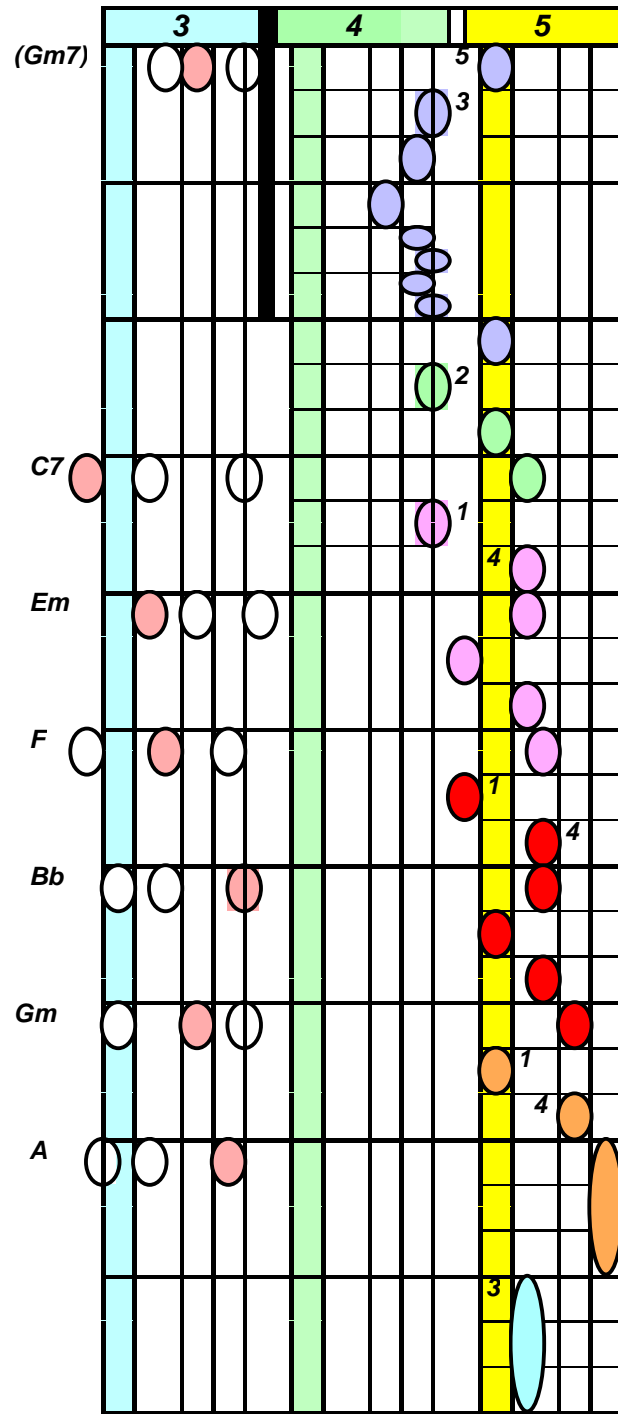
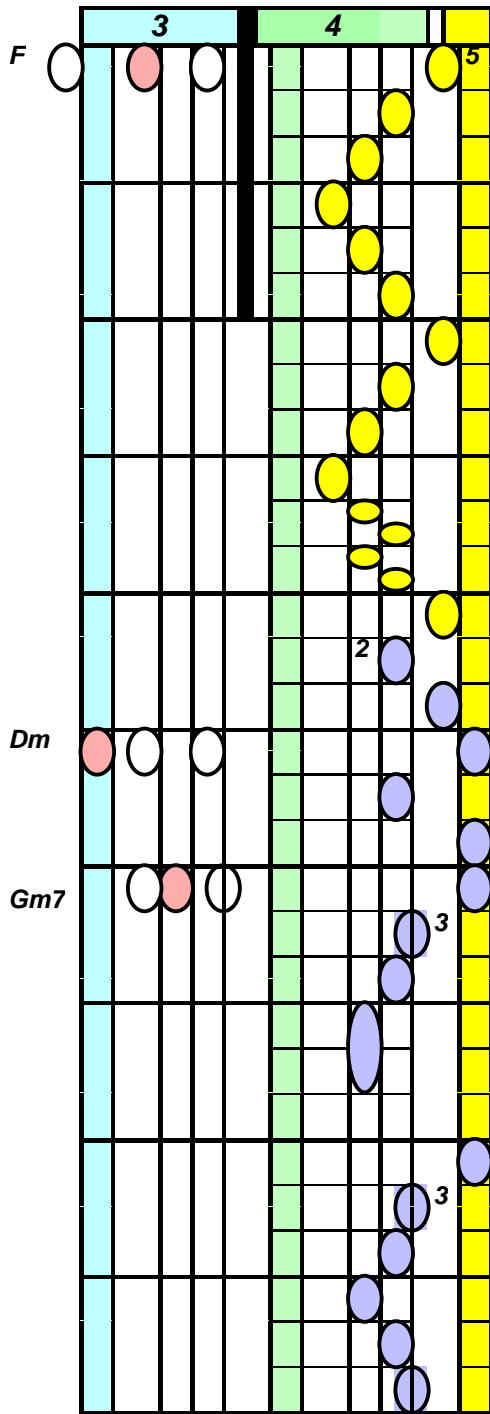
This musical score system features ten staves with various chord labels: Db, Ab7, Db, Bbm, Fm, Bbm, Db, Ab7, Db, Db sus, and Db. The score is divided into three measures. The first measure is highlighted in light blue and contains a triplet of notes. The second measure is highlighted in light green and contains a group of notes with a '3' above them. The third measure is highlighted in yellow and contains a group of notes with a '5' above them and a '3' to the right. A thick black vertical bar is positioned between the first and second measures.

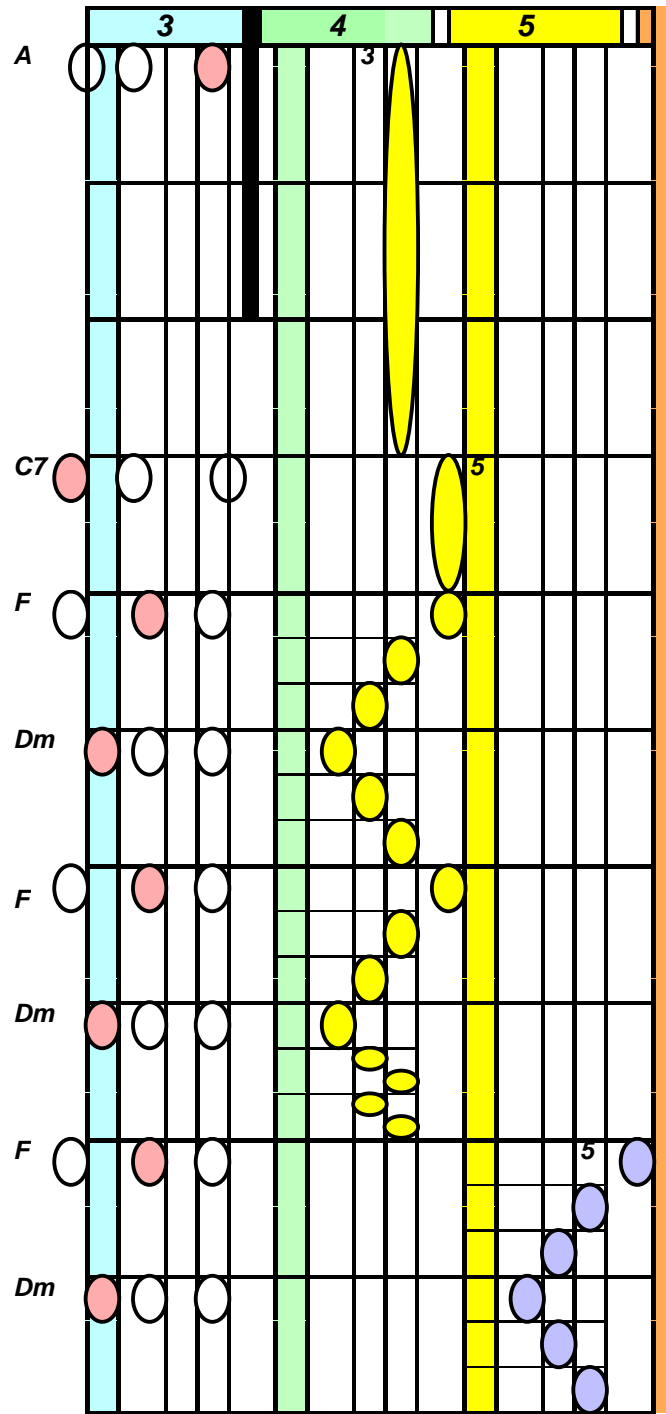
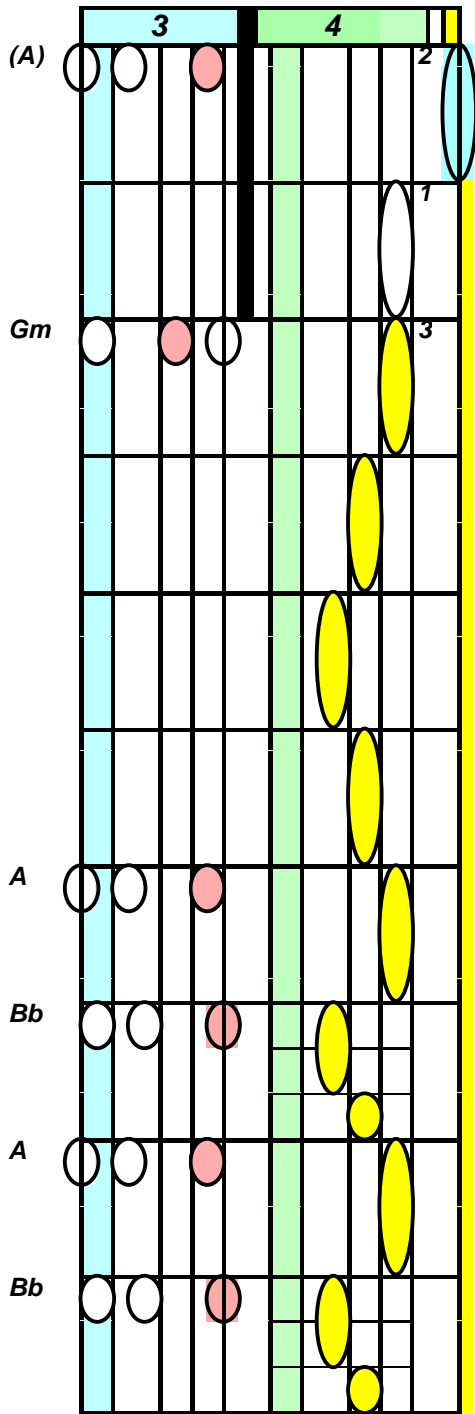
Morning (From "Peer Gynt")

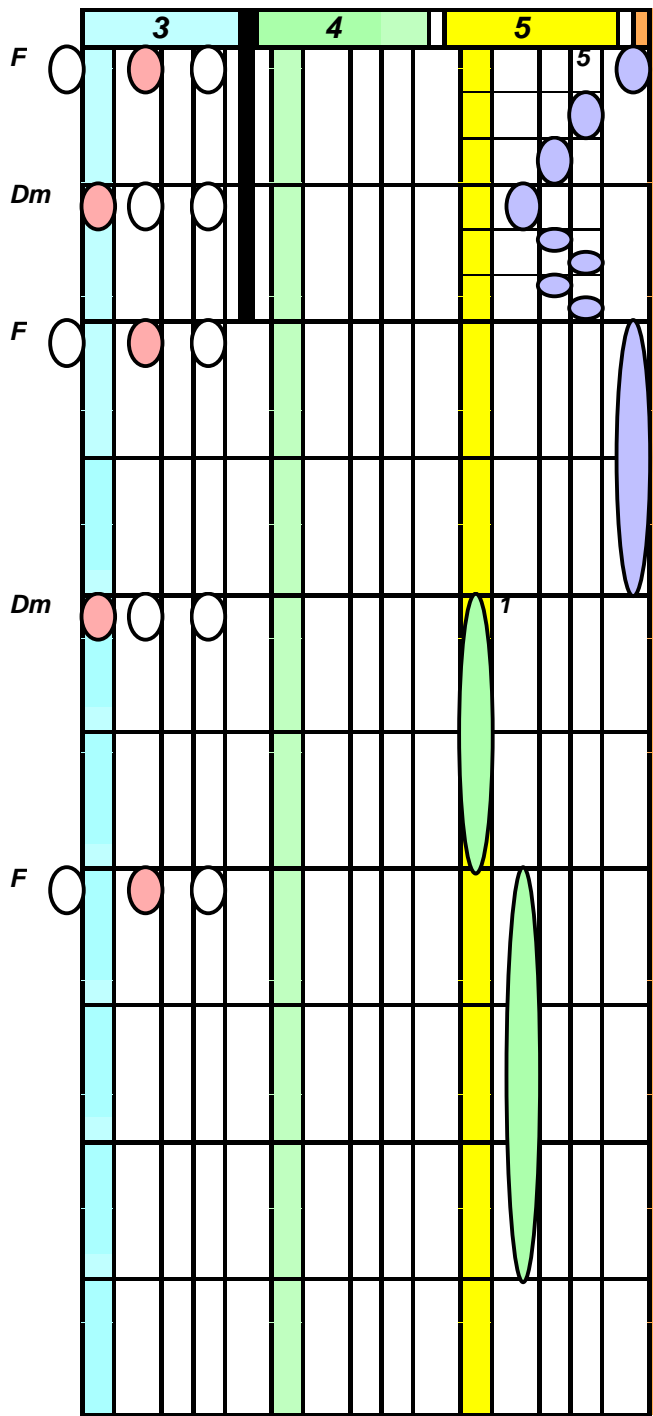
Flowing **b: 1 3/4** Primary Chords: F Bb C Edvard Grieg

The diagram shows two guitar chord diagrams for the piece "Morning" from "Peer Gynt" by Edvard Grieg. The left diagram is for a "Flowing" style in 1 3/4 time, featuring primary chords F, Bb, and C. The right diagram is for an "Edvard Grieg" style. Both diagrams show a 6-string guitar fretboard with colored circles representing notes and numbers 1-5 for fingerings. The fretboard is divided into three sections: a light blue section (frets 1-3), a light green section (frets 4-5), and a yellow section (fret 6). A thick black vertical bar is placed between frets 3 and 4. The left diagram has pink notes on the top string (F, Bb, C), red notes on the middle strings (Dm), and orange notes on the bottom strings (F, Bb, C). The right diagram has (F) notes on the top string, Dm notes on the second string, A notes on the third string, and various blue and orange notes on the bottom strings.









Theme From the Tone Poem, "Finlandia"

Jean Sibelius 1865-1957

Songlike - Gently b: 4 Beats: 4

The musical score is presented in two systems. The left system includes parts for Ab, Eb7, Ab, Eb, Ab, Eb7, Ab, Db, Eb7, Ab, Eb7, Ab, Eb, Eb7, Ab, Eb7, Ab, Db, Eb7, and Ab. The right system includes parts for Ab, Cm, Fm, Ab, Eb, Bbm, F, Bbm, Ab, Db, G dim, Eb, and Ab. The score is divided into three sections: measures 1-3 (light blue), measures 4-7 (light green), and measures 8-12 (light yellow). The first section is marked with a '3' above the staff, the second with a '4', and the third with a '5'. The score includes various musical notations such as notes, rests, and articulation marks.

Page is Blank