


Great Musical Themes

J.S. Bach

RC

Level C
Arrangements

From the Music Innovator's Workshop



Contents

Page

- 3** *Bist Du Bei Mir*
- 4** *March in D Major*
- 5** *Bouree*
- 6** *Fugue in C Minor*
- 7** *My Heart Ever Faithful*
- 8** *Brandenburg Concerto - No. 2 1st Mvt*
- 9** *Invention in D Minor*
- 10** *Little Fugue in G Minor*
- 11** *Prelude, Suite 1 for Cello*

Bist Du Bei Mir

J.S. Bach

Gently *b: 3* *Beats: 3*

This diagram shows the left hand fingering for the first three beats of the piece. The fretboard is divided into three vertical sections: a cyan section for beat 1, a green section for beat 2, and a yellow section for beat 3. The strings are labeled on the left as Eb, Cm, Fm, Bb, Eb, Fm, Ab, Bb, Bb, Eb, and Em 7b5. Fingering is indicated by colored ovals: orange for the Eb string, light blue for the Ab string, and cyan for the Em 7b5 string. Finger numbers 1, 2, and 4 are shown. A thick black vertical bar is placed between the cyan and green sections.

This diagram shows the right hand fingering for the first three beats. The fretboard is divided into three vertical sections: cyan for beat 1, green for beat 2, and yellow for beat 3. The strings are labeled on the left as Bb, Eb, F7, Bb, Eb, F, and Bb. Fingering is indicated by colored ovals: yellow for the Eb string, light blue for the F7 string, and green for the F string. Finger numbers 1, 2, and 3 are shown. A thick black vertical bar is placed between the cyan and green sections.

March in D Major

from Anna's Notebook

J.S. Bach

Moderate March Tempo #: 2 Beats: 4

The first system of musical notation is presented on a grand staff with three staves. The top staff is labeled 'D', the middle 'A', and the bottom 'D'. The music is divided into three measures: measure 3 (cyan background), measure 4 (green background), and measure 5 (yellow background). A thick black vertical bar is placed between measure 3 and measure 4. Fingerings are indicated by numbers 1, 4, and 4. The notes are: D4 (red), E4 (white), F#4 (white) in measure 3; G4 (orange), A4 (orange), B4 (orange) in measure 4; and C5 (orange), B4 (orange), A4 (orange), G4 (orange), F#4 (orange), E4 (orange), D4 (orange) in measure 5. The bottom staff has notes: A3 (white), G3 (white), F#3 (red), E3 (white), D3 (white), C3 (white), B2 (white), A2 (white), G2 (white), F#2 (white), E2 (white), D2 (white) in measure 3; and F#3 (white), E3 (white), D3 (white), C3 (white), B2 (white), A2 (white), G2 (white), F#2 (white), E2 (white), D2 (white) in measure 4; and C3 (white), B2 (white), A2 (white), G2 (white), F#2 (white), E2 (white), D2 (white), C2 (white), B1 (white), A1 (white), G1 (white), F#1 (white), E1 (white), D1 (white) in measure 5. The middle staff has notes: D4 (red), E4 (white), F#4 (white) in measure 3; and G4 (orange), A4 (orange), B4 (orange) in measure 4; and C5 (orange), B4 (orange), A4 (orange), G4 (orange), F#4 (orange), E4 (orange), D4 (orange) in measure 5.

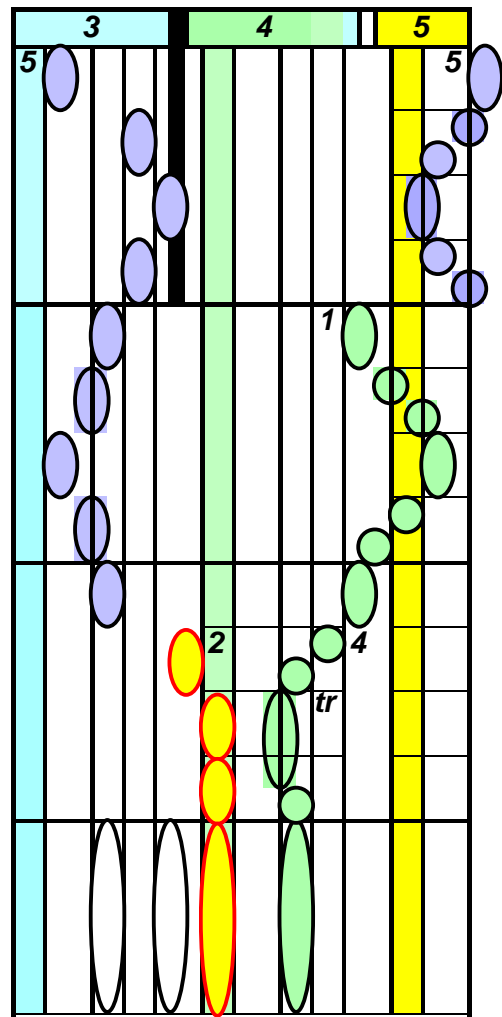
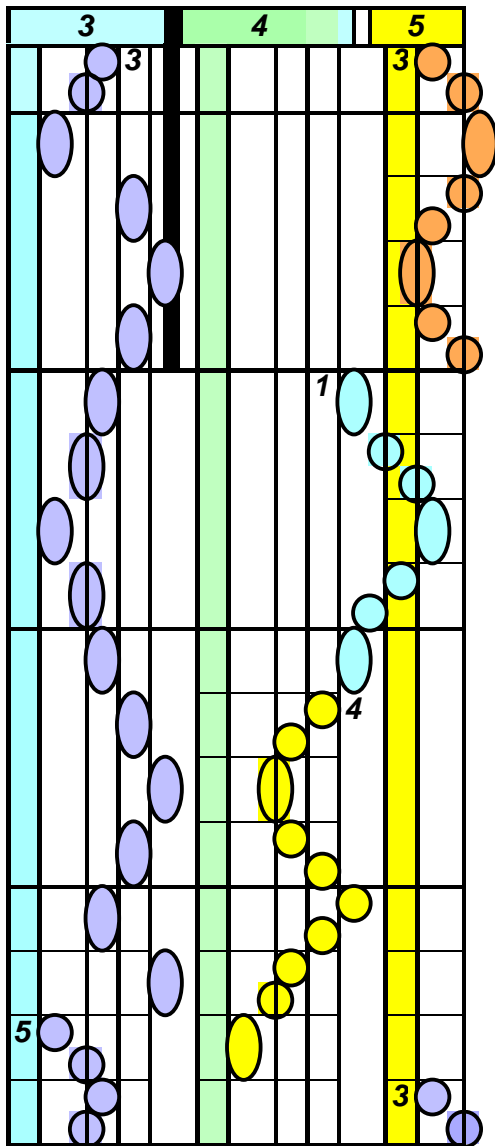
The second system of musical notation is presented on a grand staff with three staves. The top staff is labeled 'E', the middle 'D', and the bottom 'A'. The music is divided into three measures: measure 3 (cyan background), measure 4 (green background), and measure 5 (yellow background). A thick black vertical bar is placed between measure 3 and measure 4. Fingerings are indicated by numbers 1, 1, 4, 5, and 4. The notes are: E4 (red), F#4 (white), G4 (white) in measure 3; and A4 (yellow), B4 (yellow), C5 (yellow) in measure 4; and D5 (blue), C5 (blue), B4 (blue), A4 (blue), G4 (blue), F#4 (blue), E4 (blue), D4 (blue), C4 (blue), B3 (blue), A3 (blue), G3 (blue), F#3 (blue), E3 (blue), D3 (blue) in measure 5. The bottom staff has notes: A3 (white), G3 (white), F#3 (red), E3 (white), D3 (white), C3 (white), B2 (white), A2 (white), G2 (white), F#2 (white), E2 (white), D2 (white), C2 (white), B1 (white), A1 (white), G1 (white), F#1 (white), E1 (white), D1 (white) in measure 3; and F#3 (white), E3 (white), D3 (white), C3 (white), B2 (white), A2 (white), G2 (white), F#2 (white), E2 (white), D2 (white) in measure 4; and C3 (white), B2 (white), A2 (white), G2 (white), F#2 (white), E2 (white), D2 (white), C2 (white), B1 (white), A1 (white), G1 (white), F#1 (white), E1 (white), D1 (white) in measure 5. The middle staff has notes: D4 (red), E4 (white), F#4 (white) in measure 3; and G4 (orange), A4 (orange), B4 (orange) in measure 4; and C5 (orange), B4 (orange), A4 (orange), G4 (orange), F#4 (orange), E4 (orange), D4 (orange) in measure 5.

Bourree

from Suite in E Minor for Lute

J.S. Bach

Lightly #: 1 Beats: 4



Fugue in C Minor

from The Well Tempered Clavier Book 1

J.S. Bach

With Vigor b: 3 Beats: 4

NC

3 4 5

Cm

Gm

D7

Gm

Cm

Fm

F7

Gm

G7

Ab

G7

Cm

My Heart Ever Faithful

from Contata No. 8 - Originally for Soprano and Orchestra

J.S. Bach

Andante con moto b: 1 Beats: 4

Musical score for the left hand of 'My Heart Ever Faithful'. The score is written on a grand staff with six staves. The notes are color-coded: cyan, yellow, blue, green, pink, red, and orange. The score is divided into three measures: a 3-beat measure (cyan background), a 4-beat measure (green background), and a 5-beat measure (yellow background). A thick black vertical line separates the 3-beat and 4-beat measures. Fingerings are indicated by numbers 1, 3, 4, and 5. The notes are: Measure 1 (3 beats): F4 (cyan), C5 (cyan), F4 (cyan), C5 (cyan), F4 (cyan), C5 (cyan). Measure 2 (4 beats): F4 (cyan), C5 (cyan), F4 (cyan), C5 (cyan), F4 (cyan), C5 (cyan), F4 (cyan), C5 (cyan). Measure 3 (5 beats): F4 (cyan), C5 (cyan), F4 (cyan), C5 (cyan), F4 (cyan), C5 (cyan), F4 (cyan), C5 (cyan), F4 (cyan), C5 (cyan), F4 (cyan), C5 (cyan).

Musical score for the right hand of 'My Heart Ever Faithful'. The score is written on a grand staff with six staves. The notes are color-coded: cyan, yellow, blue, green, pink, red, and orange. The score is divided into three measures: a 3-beat measure (cyan background), a 4-beat measure (green background), and a 5-beat measure (yellow background). A thick black vertical line separates the 3-beat and 4-beat measures. Fingerings are indicated by numbers 1, 3, 4, and 5. The notes are: Measure 1 (3 beats): F4 (cyan), C5 (cyan), F4 (cyan), C5 (cyan), F4 (cyan), C5 (cyan). Measure 2 (4 beats): F4 (cyan), C5 (cyan), F4 (cyan), C5 (cyan), F4 (cyan), C5 (cyan), F4 (cyan), C5 (cyan). Measure 3 (5 beats): F4 (cyan), C5 (cyan), F4 (cyan), C5 (cyan), F4 (cyan), C5 (cyan), F4 (cyan), C5 (cyan), F4 (cyan), C5 (cyan), F4 (cyan), C5 (cyan).

First Movement Theme

from Brandenburg Concerto No. 2

J.S. Bach

Vigorously *b*: 1 Beats: 4

Musical notation for the first system of the first movement theme. It features a grand staff with five staves: Violin (F), Violin (C), Viola (F), Viola (C), and Cello/Double Bass (F). The notation is divided into three measures: measure 3 (cyan background), measure 4 (green background), and measure 5 (yellow background). Fingerings are indicated by numbered circles (1-5) in various colors (orange, cyan, yellow, purple, green, pink, red) placed above or below the notes. A thick black vertical bar is positioned between measure 3 and measure 4.

Musical notation for the second system of the first movement theme. It features a grand staff with five staves: Violin (C), Violin (F), Viola (C), Viola (C7), and Cello/Double Bass (F). The notation is divided into three measures: measure 3 (cyan background), measure 4 (green background), and measure 5 (yellow background). Fingerings are indicated by numbered circles (1-5) in various colors (orange, cyan, yellow, purple, green, pink, red) placed above or below the notes. A thick black vertical bar is positioned between measure 3 and measure 4.

Invention in D Minor

from Two-Part Inventions

J.S. Bach

Vigorously *b*: 1 Beats: 3

The image displays two guitar chord diagrams for the piece 'Invention in D Minor' by J.S. Bach. The diagrams are organized into two columns, each representing a different guitar configuration (6-string and 12-string). Each column is divided into three measures, labeled 3, 4, and 5 at the top. Measure 3 is highlighted in cyan, measure 4 in green, and measure 5 in yellow. The left column (6-string guitar) shows chords D, A7, D, A7, D, A7, D, Gm, and C. The right column (12-string guitar) shows chords F, Gm, C, F, Bb, C, F, Bb, C, and F. Fingerings are indicated by numbers 1-5 and colored dots. Trills are marked 'tr' in the right diagram.

Little Fugue in G Minor

Originally for Organ

J.S. Bach

With Vigor b: 2 Beats: 4

The image displays three systems of guitar tablature for the piece "Little Fugue in G Minor" by J.S. Bach. Each system consists of six strings (E, A, D, G, B, E from top to bottom) and is divided into two measures: measure 4 (highlighted in green) and measure 5 (highlighted in yellow). The notation uses colored circles to represent notes and numbers (1-5) to indicate fingerings. The first system uses orange, cyan, and yellow notes. The second system uses purple, green, pink, red, orange, and cyan notes, with a red circle labeled "5 LH" on the low E string. The third system uses red, cyan, yellow, pink, purple, and green notes, and includes a trill (tr) on the high E string in measure 5. A thick black vertical bar is present on the left side of each system.

Prelude

from The Suite No. 1 for Solo Cello

J.S. Bach

Briskly #: 1 Beats: 4

**Sustain the sound of this piece with your pedal.*

Page is Blank