

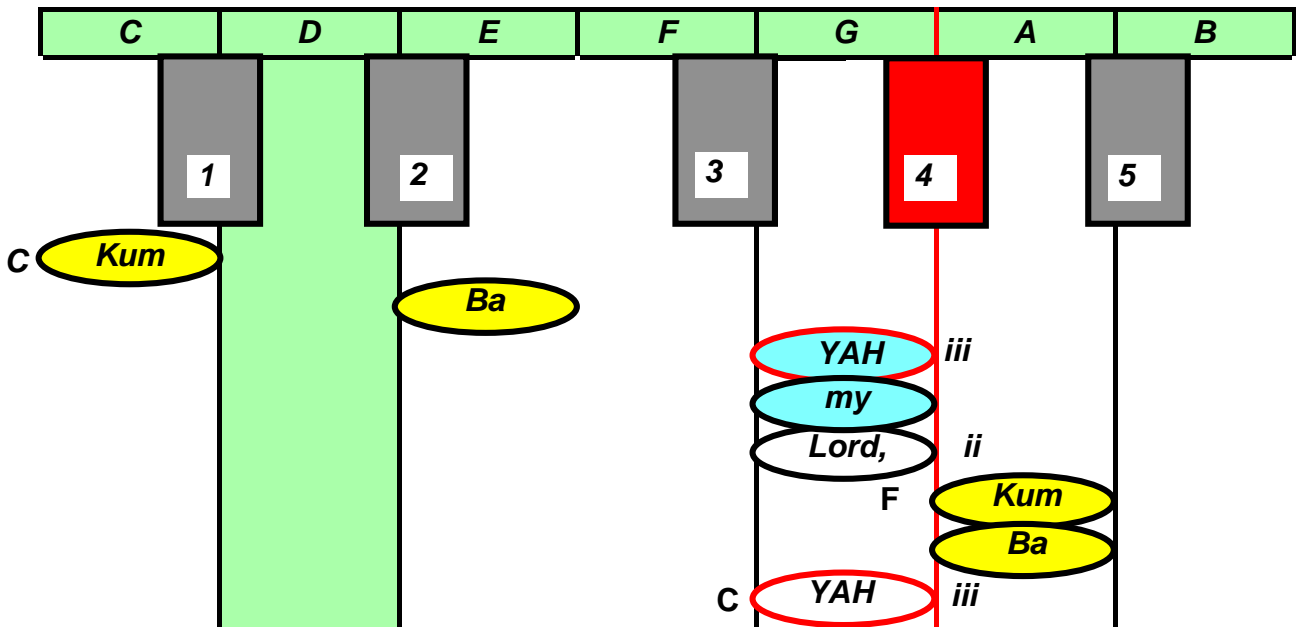
Americana Song Collection

RC-KD


*With Standard
Chord Symbols*

Repertoire Collections Series

Kum Ba Yah

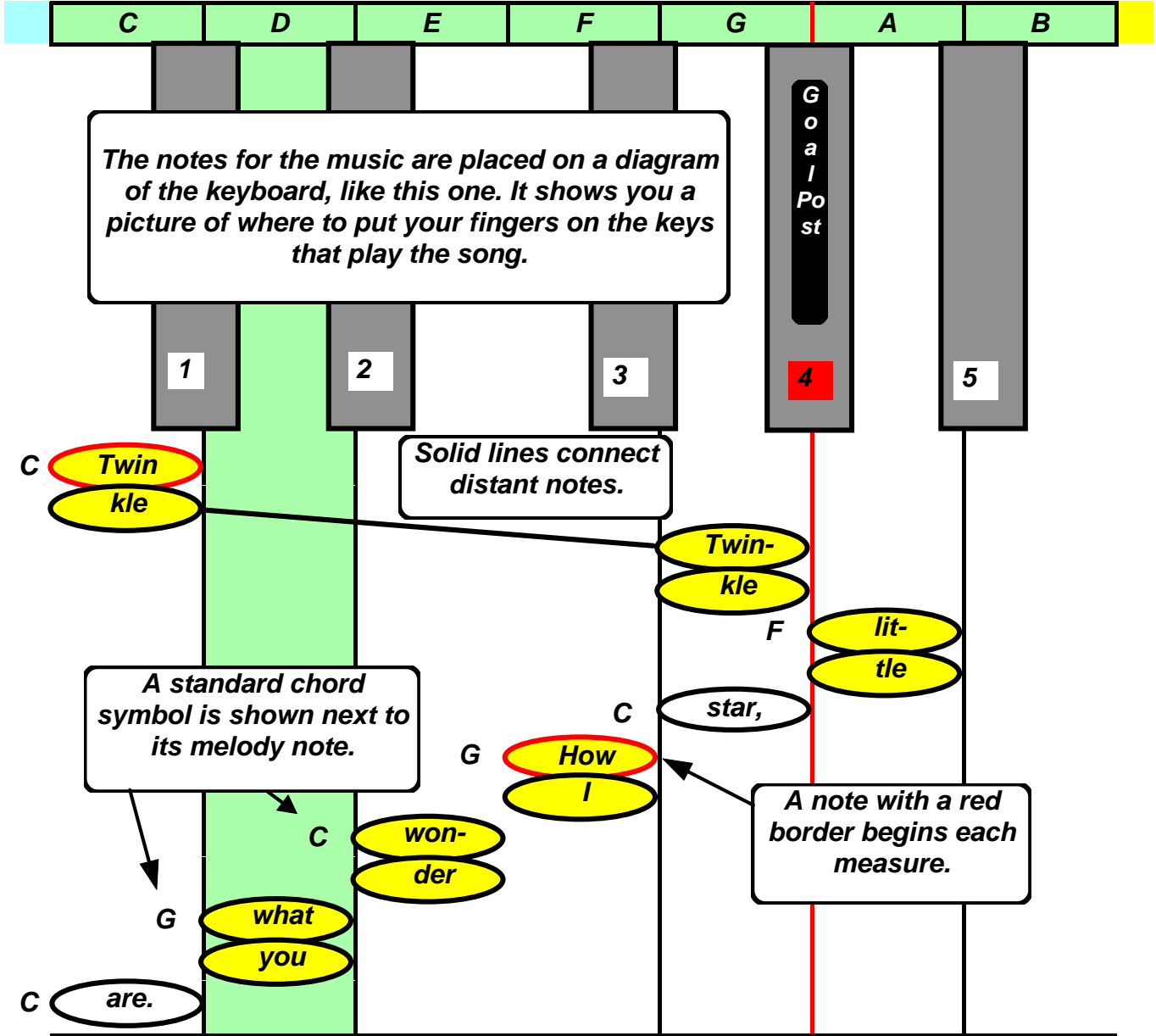


**From the Music
Innovators Workshop**



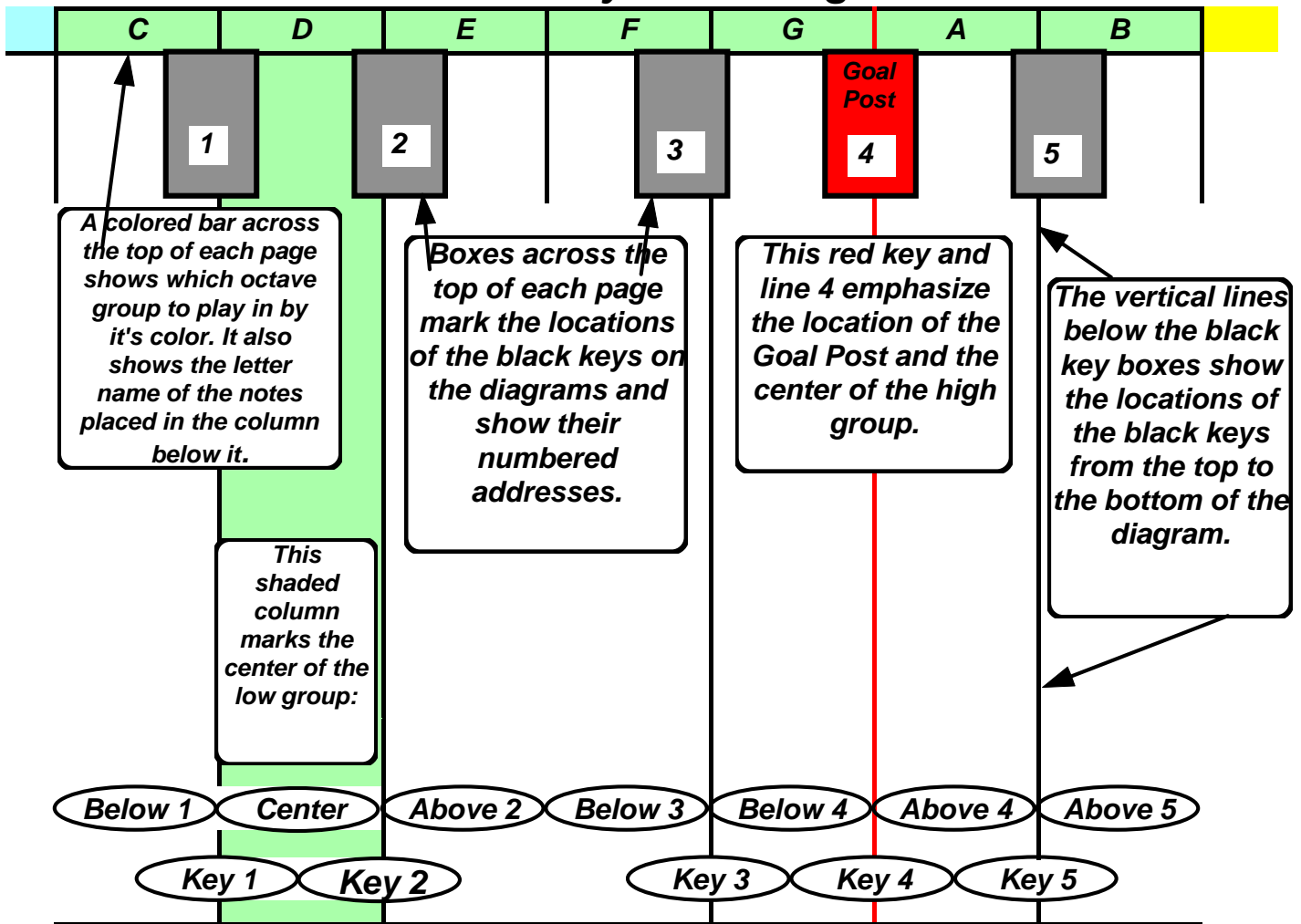
Example - Twinkle, Twinkle Little Star

Beats: 4



You will find detailed instructions on how to play
 from these diagrams in
**Unit PK-10 - Introduction to the
 Keyboard Diagrams**

About the Keyboard Diagrams

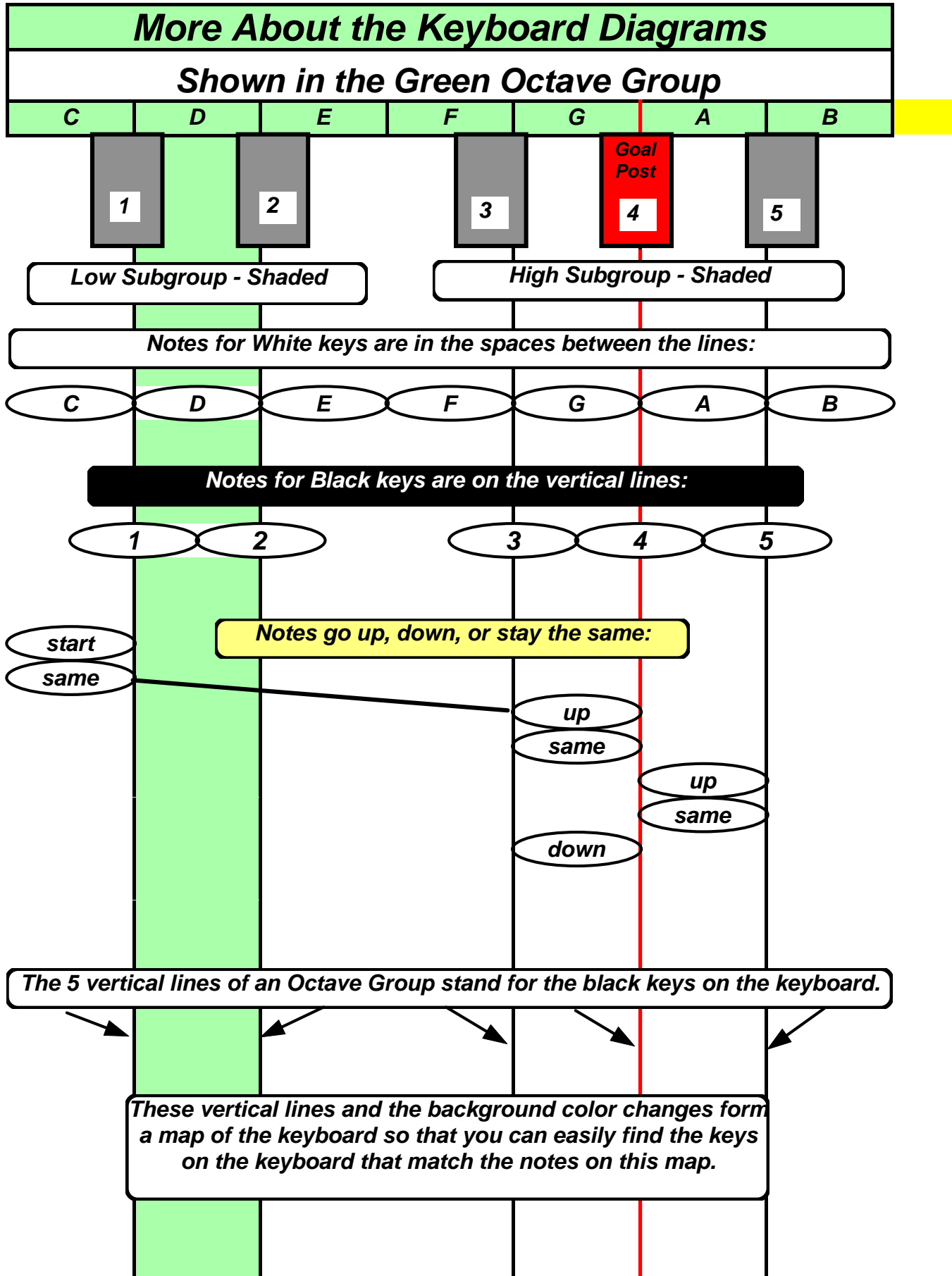


Rhythm is shown with color coding and Roman Numerals (Num).

Beat Count	Num	Multiple	Beat Count	Num	Multiple
1/4			1 1/4	v	5
1/3			1 1/3	iv	4
1/2			1 1/2	iii	3
2/3	ii	2	1 2/3	v	5
3/4	iii	3	1 3/4	7	7
1			etc.		
2	ii	2			
3	iii	3			
4	iv	4			

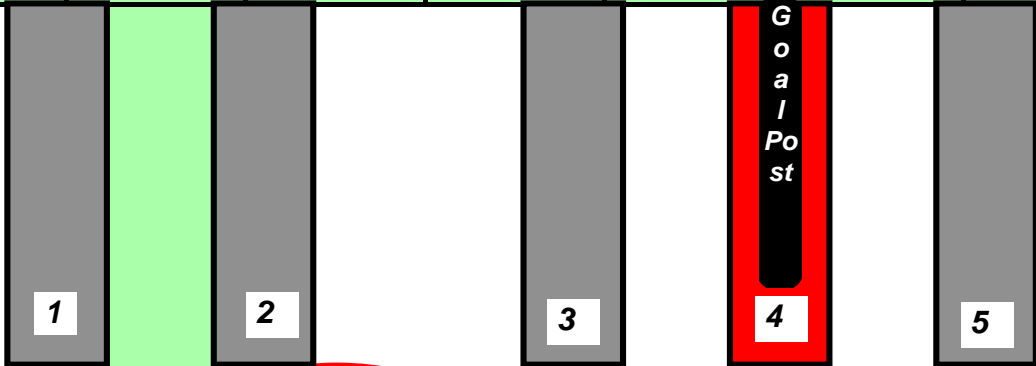
Measures: Notes with red borders identify the BEGINNING of each measure.

The white notes indicate rhythm based on a whole beat. Colored notes indicate rhythm based on fractional beats. Yellow is 1/2 beat, Green is 1/3 beat, and Blue is 1/4 beat. When a Roman numeral follows a note, the numeral indicates a multiple of the note based on its color. (Notes WITHOUT Roman numerals occur most frequently.)



Mary Had a Little Lamb

#/b: 0 Beats: 4



Lyrics and notes for the first line of the song:

- Measure 1 (C): had
- Measure 2 (D): ry
- Measure 3 (F): Ma- iii
- Measure 4 (G): Lit- tle lamb,
- Measure 5 (B): lit-

Lyrics and notes for the second line of the song:

- Measure 1 (C): had
- Measure 2 (D): ry
- Measure 3 (F): Ma- iii
- Measure 4 (G): tle lamb,
- Measure 5 (B): lit- tle lamb, its

Lyrics and notes for the third line of the song:

- Measure 1 (C): snow.
- Measure 2 (D): fleece was as
- Measure 3 (F): white
- Measure 4 (G): ii

It's a Small World - Chorus

b: 1 Beats: 4

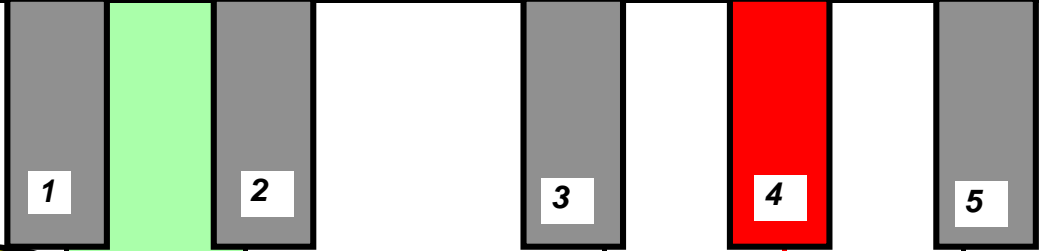
C	D	E	F	G	A	B	C
1		2	3	4	5		
			<p>F It's iii</p> <p>a</p> <p>world</p> <p>C</p>	<p>af- iii</p> <p>ter</p> <p>all, ii</p> <p>It's iii</p> <p>a</p> <p>world</p> <p>F</p>	<p>small</p> <p>small</p> <p>af- iii</p> <p>ter</p> <p>all, ii</p> <p>It's iii</p> <p>a</p> <p>world</p> <p>Bb af- iii</p> <p>ter</p> <p>Gm all, ii</p> <p>It's iii</p>		<p>small</p>
C Small	ii	small, ii	F world. iii	a			

Kum Ba Yah

#/b: 0 Beats: 4

American Folk Song

C D E F G A B



This song is a simple appeal for God to come (kum) and help those in need.

C	Kum		Ba		Yah my Lord,	iii ii
					F	Kum Ba
	Kum		Ba		C	Yah.
						iii ii
			G	Kum		
		yah.	iii	Ba		
C	Kum		Ba			iii ii
					F	Kum Ba
					C	yah.
						iii
	---				G	Oh,
	v	C	LORD			
	G	Kum				
		Ba				
C	Yah.		iii			

America

With Spirit b:1 Beats: 3

C	D	E	F	G	A	B	C	D
1	2	3	4	5			1	
		<p>F My</p> <p>Dm coun-</p> <p>Gm try</p> <p>C 'tis</p> <p>iii of</p> <p>thee</p> <p>F Sweet</p> <p>Dm land</p> <p>Gm of</p> <p>F lib-</p> <p>iii</p> <p>er-</p> <p>ty</p> <p>Gm Of</p> <p>F thee</p> <p>F I</p> <p>F sing</p> <p>iii</p> <p>Land</p> <p>where</p> <p>my</p> <p>fa-</p> <p>iii</p> <p>thers</p> <p>died,</p> <p>C7 Land</p> <p>of</p> <p>the</p> <p>Pil-</p> <p>iii</p> <p>grims'</p> <p>pride.</p> <p>F From</p> <p>Bb ev'-</p> <p>F ---</p> <p>C ry</p> <p>F ---</p> <p>moun</p> <p>iii</p> <p>Bb tain-</p> <p>F side</p> <p>Bb Let</p>	<p>try</p> <p>thee</p> <p>Sweet</p> <p>land</p> <p>of</p> <p>lib-</p> <p>er-</p> <p>Of</p> <p>thee</p> <p>I</p> <p>sing</p> <p>Land</p> <p>where</p> <p>my</p> <p>fa-</p> <p>thers</p> <p>died,</p> <p>Land</p> <p>of</p> <p>the</p> <p>Pil-</p> <p>grims'</p> <p>pride.</p> <p>From</p> <p>ev'-</p> <p>---</p> <p>ry</p> <p>---</p> <p>moun</p> <p>tain-</p> <p>side</p> <p>Let</p>				<p>Land</p> <p>where</p> <p>my</p> <p>fa-</p> <p>thers</p> <p>died,</p> <p>Land</p> <p>of</p> <p>the</p> <p>Pil-</p> <p>grims'</p> <p>pride.</p> <p>From</p> <p>ev'-</p> <p>---</p> <p>ry</p> <p>---</p> <p>moun</p> <p>tain-</p> <p>side</p> <p>Let</p>	

Old Hundredth (Psalm)

Majestic #1 Beats: 4

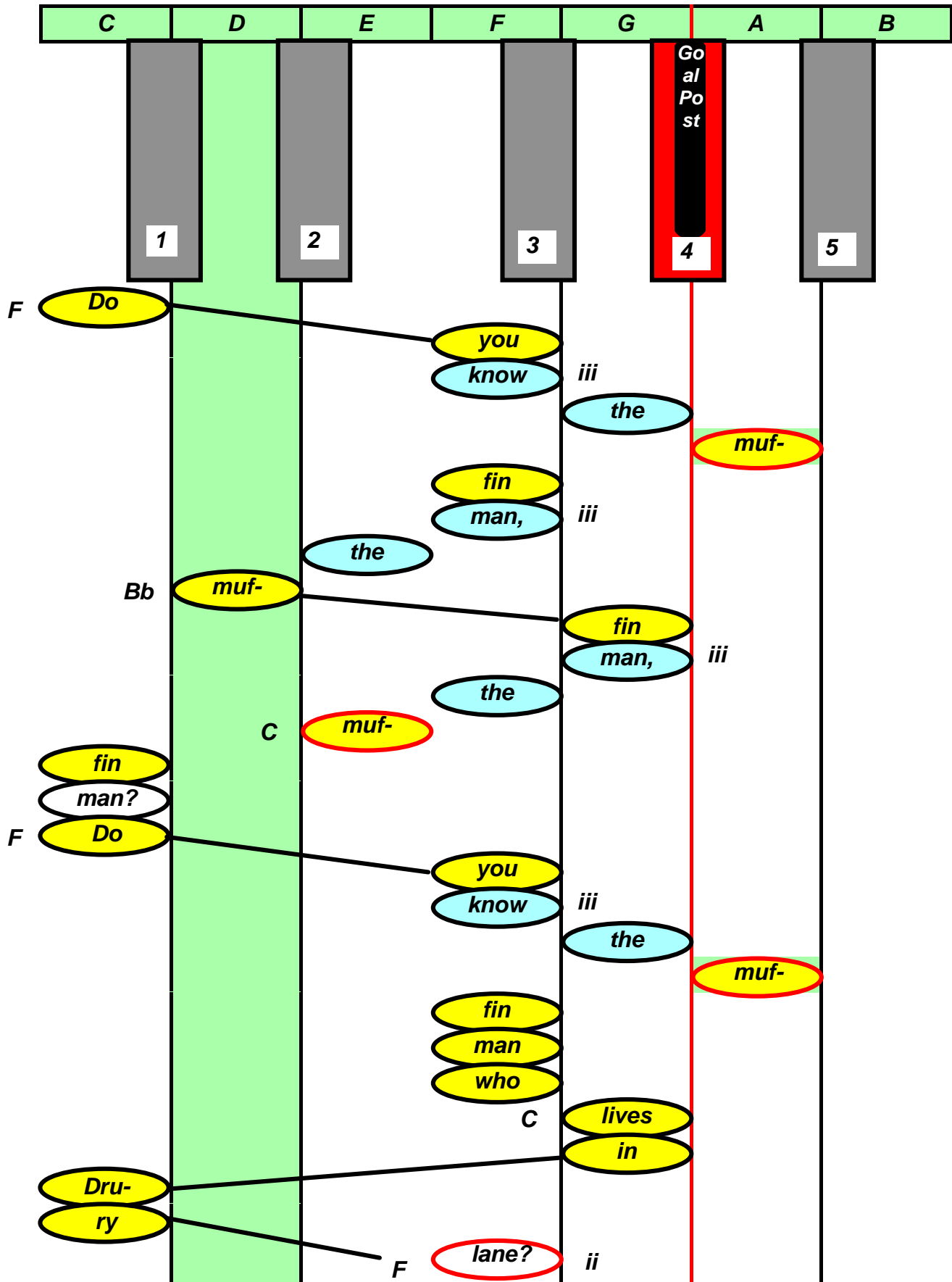
Kethe and Bourgeois

C	D	E	F	G	A	B	C	D
1	2		3	4		5		1
<p>Bm on</p>	<p>Em that</p>		<p>C All</p> <p>D peo-</p> <p>D ple</p>	<p>Em earth</p> <p>D do</p>	<p>G dwell,</p> <p>Sing</p> <p>to</p> <p>the</p>	<p>D Lord</p> <p>Em with</p> <p>C cheer</p> <p>G ful</p>		
	<p>C praise</p>		<p>Em Him</p> <p>D serve</p> <p>D fear,</p> <p>G His</p>	<p>D voice:</p> <p>Em Him</p> <p>D serve</p> <p>G with</p> <p>D fear,</p>	<p>G with</p>			
			<p>D7 forth</p> <p>G tell;</p> <p>Em be-</p> <p>Am fore</p> <p>G and</p> <p>D7 re-</p> <p>G joice.</p>	<p>G tell;</p> <p>Em be-</p> <p>Am fore</p> <p>G and</p> <p>D7 re-</p> <p>G joice.</p>	<p>G with</p> <p>D fear,</p>	<p>C cheer</p> <p>G ful</p> <p>D voice:</p> <p>Em Him</p> <p>D serve</p> <p>G with</p> <p>D fear,</p>		<p>Come</p> <p>ye</p> <p>Him</p>

Note: Give notes in pink and extra beat (fermata).

Muffin Man

#/b: 0 Beats: 4



Scarborough Fair

Moderately *b:1* *Beats: 3*

C			D		E		F		G		A		B		C		D	
1			2		3		4		5		1							
Dm			ii								iii							
Are you			Scar-		bor-		ing		go-		to		ly,		rose-		sage,	
fair?			ough		Pars-		ma-		and		thyme.		Re-		mem-			
ber			me		to		that		one		she		was		a		true	
there.			lives		For		she		was		a		true		love		mine.	
---			once		she		was		a		true		love		mine.			
of			mine.															

Hush Little Baby

Gently *b: 1* Beats: 4 Lullaby

C	D	E	F	G	A	B
1	2		3	4		5

Lyrics and Chords:

- Measure 1 (C): *F* Hush
- Measure 2 (D): (Empty)
- Measure 3 (F): Pa-pa's, gon-na buy you, ing bird., And
- Measure 4 (G): say a word;, *F* Mock-, don't sing;, gon-na buy you, *F* dai-
- Measure 5 (A): lit-tle ba-by, *Bb* Don't, a, that mock-ing bird, a
- Measure 6 (B): (Empty)

Chords and Roman Numerals:

- Measure 1: C
- Measure 2: D
- Measure 3: F
- Measure 4: G, *F*
- Measure 5: *Bb*, G, *Gm*, *D7*, G
- Measure 6: B

Other Markings:

- Measure 1: *F*
- Measure 4: *C7*
- Measure 5: *Bb*, *Gm*, *D7*
- Measure 6: *F*

Sweet Betsy From Pike - Page 1

Lively b/#: 0 Beats: 3

C	D	E	F	G	A	B	C
1	2	3	4	5	1		
C Oh do C sy from Pike, Who crossed	ii sweet Bet-	you the a F big	G7 ber wide lov- er Ike? With en, yal- C dog,	re- mem- her her With ox- ler ii	D7 prai- ries with G her Am two yoke of Em ox-	1 two yoke of ox-	

Sweet Betsy From Pike - Page 2

b/#: 0

	C	D	E	F	G	A	B	C
	1		2		3	4	5	1
C	A	—	tall			roost-		
			Shang-					
			hai		G7			
				er,				
		and						
	C	one						
	spot-							
	ted							
	hog	ii						
	Hoo-							
		dle						
		Am	dang					
			fol-					
			de-					
				G7		dye-		
				do,				
		hoo-						
		dle						
		C	dang,					
	fol-							
	de-	ii						
	day.							

The Gospel Train is Comin' - Page 1

Brightly #: 1 Beats: 2

C	D	E	F	G	A	B
1	2	3	4	5		
G gos- I C D7 --- I C hear	pel hear hand. the			train is com- in', it just at wheels a G7 mov- in' Cm and G thru' the G land.	iii iii iii iii	The rumb- lin'

The Gospel Train is Comin' - Page 2

#: 1 2/4

C	D	E	F	G	A	B
1		2		3	4	5
	C	board		on	iii	G Get
				lit- tle	iii	
				chil- dren,	iii	
				Get on	iii	
G	board,			lit- tle	iii	
				chil- dren,	iii	
				on	iii	Get
	C	board,		lit- tle	iii	
				chil- dren,	ii	
			Cm	There's	G	room for
				man- y a	D7	
			G	more.		

Battle Hymn of the Republic - Page 1

Majestic March Tempo #: 1 Beats: 4 Howe and Steffe

B	C	D	E	F	G	A	B
5	1	2		3	4	5	
<p>glo- iii</p> <p>the iii</p> <p>are</p> <p>light- iii</p> <p>ful iii</p>	<p>G Mine eyes have seen iii</p> <p>ry iii</p> <p>G arapes iii</p> <p>wrath iii</p> <p>stored: He hath loosed the fate- iii</p> <p>ning iii</p>	<p>tramp-ling out iii</p> <p>the of iii</p> <p>of iii</p> <p>the of iii</p> <p>the of iii</p> <p>His iii</p> <p>ter-ri-ble iii</p>	<p>is iii</p> <p>the vin-tage where iii</p> <p>of iii</p> <p>ing on! iv</p>	<p>of iii</p> <p>Lord: He is iii</p> <p>the vin-tage where iii</p> <p>of iii</p> <p>His iii</p> <p>swift iii</p> <p>sword: His Am truth is iii</p> <p>on! iv</p>	<p>the iii</p> <p>com-ing of iii</p> <p>the of iii</p> <p>the of iii</p> <p>His iii</p> <p>truth is iii</p>	<p>com-ing of iii</p> <p>the of iii</p> <p>ter-ri-ble iii</p>	

Battle Hymn of the Republic - Page 2

#: 1

B	C	D	E	F	G	A	B
5	1	2		3	4		5
	G	Glo- ry	III				
glo- iii	ry iii	ry			ha- iii	le- iii	lu- ii
		C	Glo- iii		ry, glo- ry, hal- iii		
			le ii				
jah! ii	G	lu- iii					
glo- iii	ry iii	ry			ha- iii	le- iii	lu- ii
				Em G	jah! His	Am	truth is
				G	march- ing		
				D G	on! iii		

Buffalo Gals - Page 1

Lively b#: 0 Beats: 4 Minstrel Tune

	C	D	E	F	G	A	B	C
	1	2	3	4	5			1
C	I was	walk-	street, ii	the G7	As in the down	down		
	street,	street, ii		the C	down			
	pret- ty	gal	street, iii	A	I to un- der the	chanced		
	moon.	y iv	meet ii	G7	sil- ver-			

Swing Low, Sweet Chariot - Page 1

Slowly *b:1* Beats: 4

C	D	E	F	G	A	B	C	D
1	2		3	4	5		1	
	ot, ---		low, Bb char- i- F Com- in' for to		F Swing sweet car- ry		C me C7 home F O, ---	iii Swing sweet
	ot, ---		Bb char- i- Dm Com- in' for to		F car- ry		F7 low sweet	
			C7 me F home					

Second time end here.

When Johnny Comes Marching Home - Page 1

Vigorously *b: 2* Beats: 2

Gilmore

C	D	E	F	G	A	B	C	D
1	2		3	4	5		1	
Gm When John- Hur- We'll give				ny comes march- Hur- him a heart-	ii ing home a- gain, v rah, v rah! ii y wel- come then, Hur-	ii ii ii ii ii ii Bb Hur-		v rah v rah!

When Johnny Comes Marching Home - Page 2

b: 2

C	D	E	F	G	A	B	C	D
1	2	3	4	5	1			
				Bb	The	1/6 beat	---	1/6 beat
							Gm	men
								will
								cheer,
								and
								the
							D7	BOYS
								will
								shout,
								The
							Gm	LA-
								dies
								they

								will
							D7	ALL
								turn
								out,
								And
								we'll
							Gm	ALL
								feel
								GAY,
							Gm	When
								ny
								comes
							Cm	march-
								ing
							Gm	HOME!

Gm JOHN- Cm When Gm GAY, Cm we'll Gm ALL

Cm ny Cm comes Cm march- Gm ing Gm HOME!

ii men ii will ii cheer, ii BOYS ii shout, ii LA- ii dies ii they ii ALL ii turn ii out, ii we'll ii feel ii HOME!

v HOME!

Poor Wayfaring Stranger - Page 1

Slowly b:1 Beats: 3

C	D	E	F	G	A	B	C	D
1	2		3	4	5		1	
Dm I'm just								
					a poor	iii		
				way- ing	far-			
			stran-					
ger, a- trav-					'ling	iii		
this			Gm world	through				
				of	woe:	iii		
But there's								
					no sick-	iii		
				ness, or	toil			
			dan-					
ger In that					fair			
				G to	land	iii		
Gm I Dm	which							
	go.	iii						

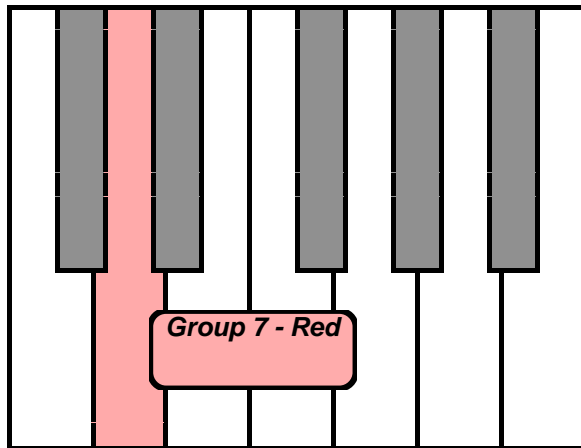
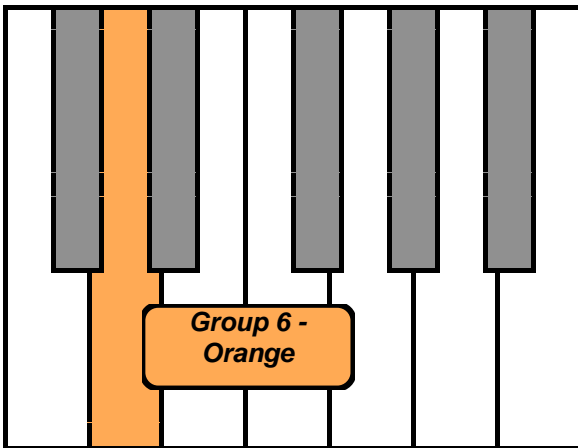
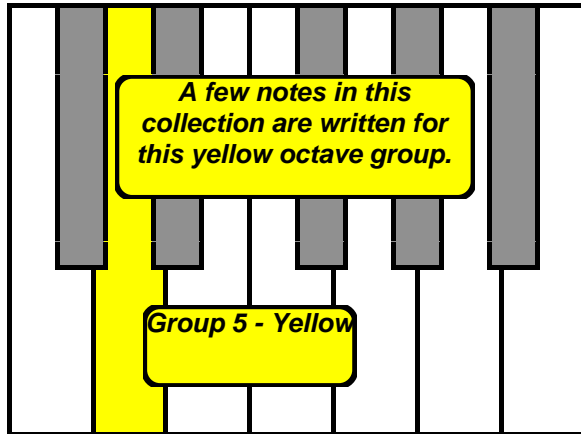
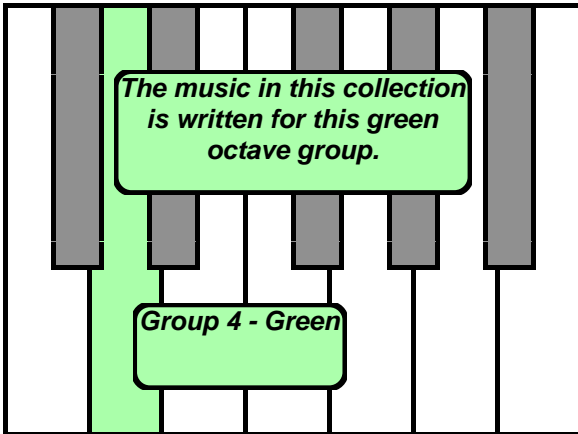
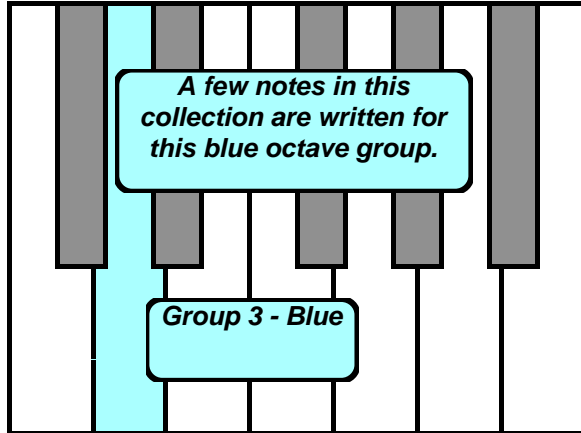
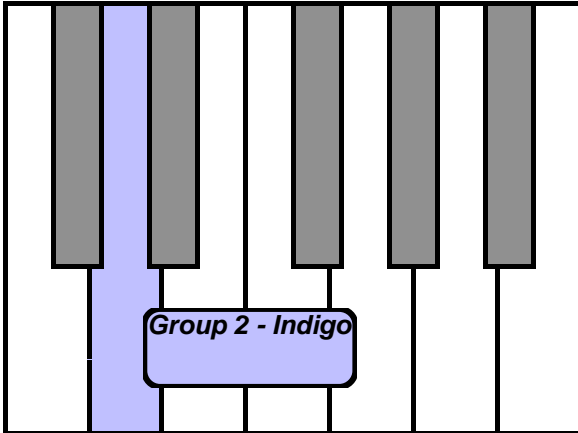
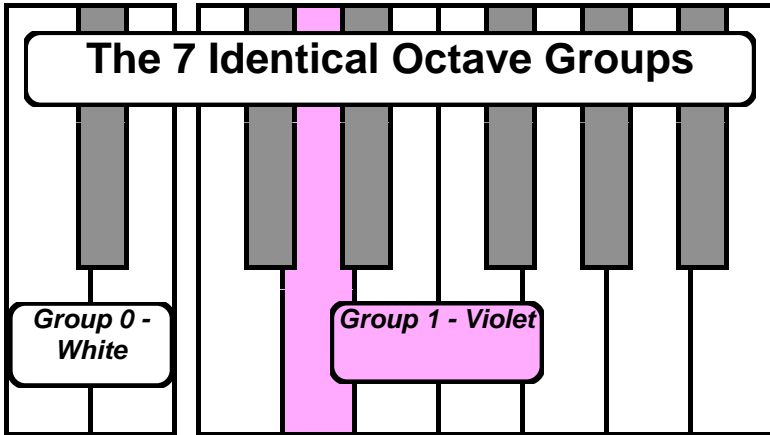
Poor Wayfaring Stranger - Page 2

b: 1 LH RH

C	D	E	F	G	A	B	C	D
1	2		3	4		5	1	
	den, I'm just		Jor-	ther, to Am ing ver	i'm go- fa- I'm go- more roam; I'm go- o- a-		ing iii to my ing iii Bb no a-	there see there just
Am ver Dm	o- home.	iii	Dm	Gm ing	iii	iii		

A piano has 7 complete octave groups. Other keyboards with fewer keys are grouped the same way, but they have fewer groups.

Each octave group is colored on our key maps and keyboard labels with a different rainbow color to help you know which keys to play.



H
i
g
h
e
s
t
K
e
y