

# Americana Song Collection

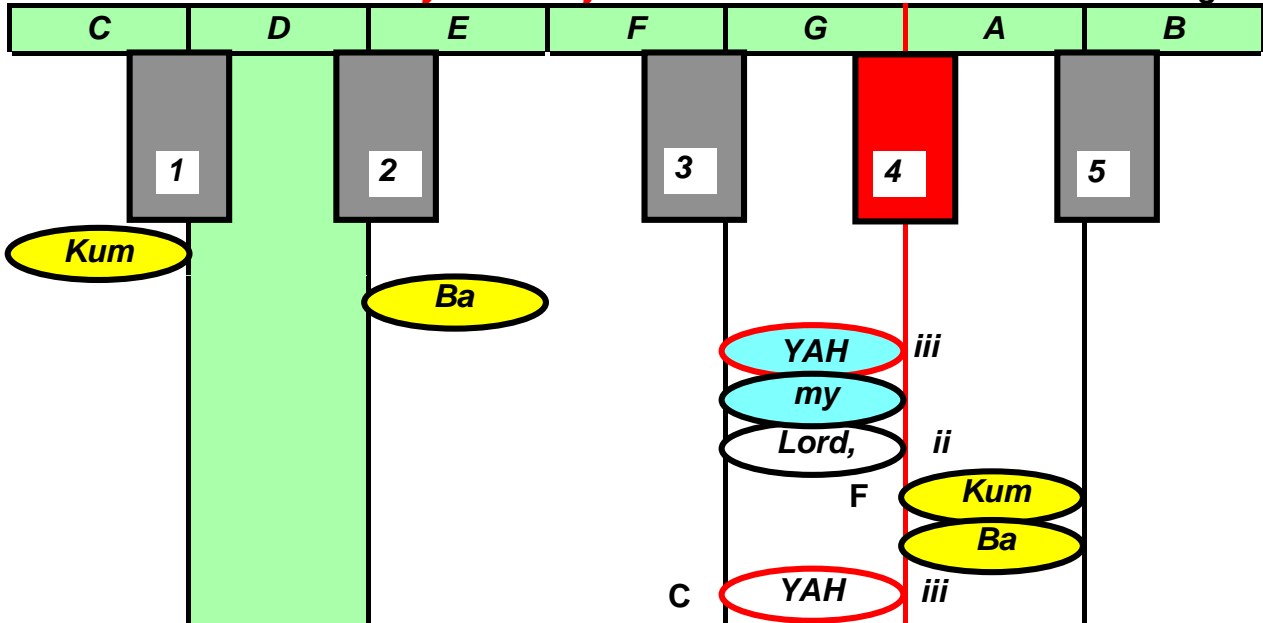
**RC-KD**

**With Special  
Triad (Chord)  
Symbols**


**Repertoire Collections Series**

## Kum Ba Yah

#/b: 0   Beats: 4   **Key of C Major**   American Folk Song



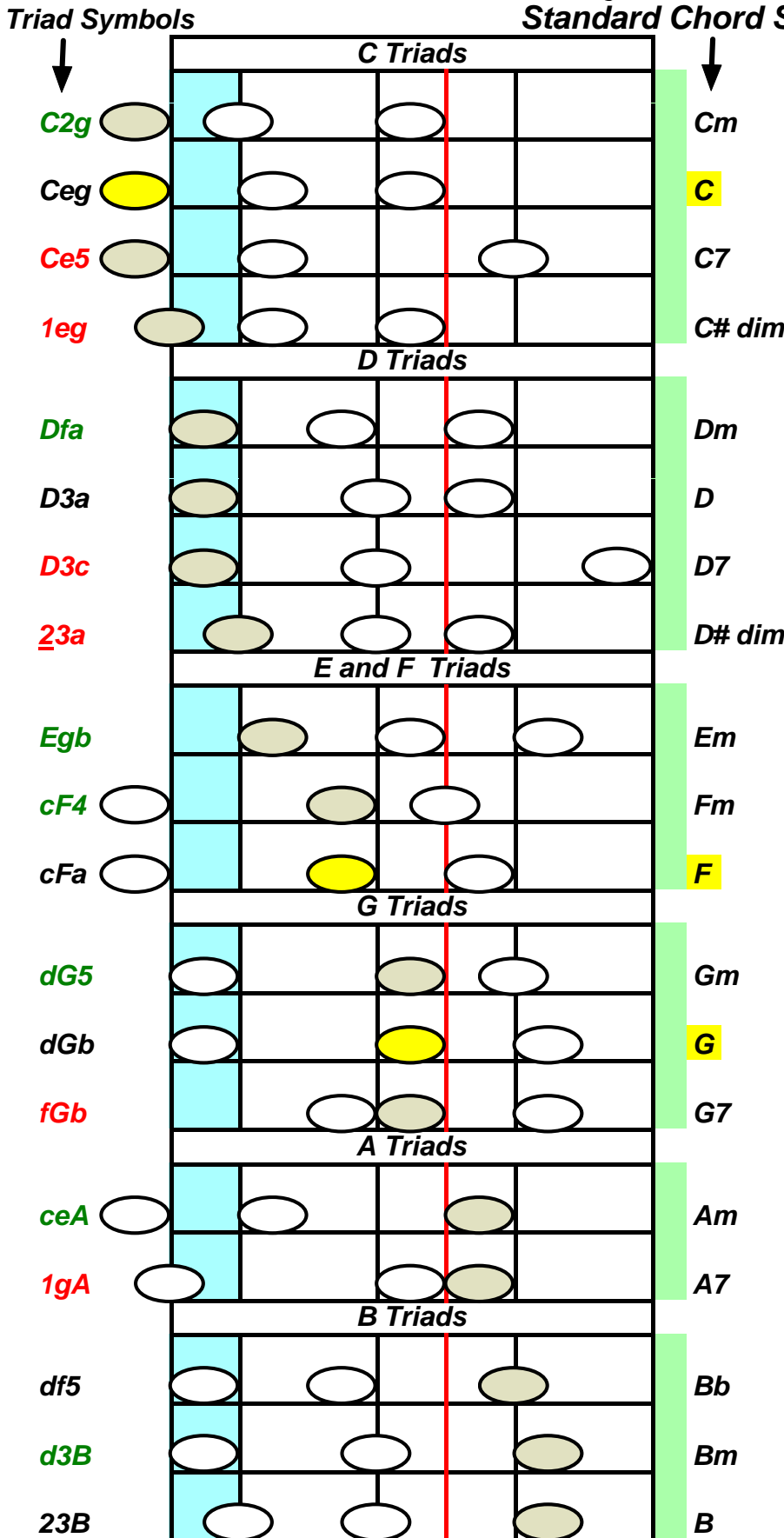
**From the Music  
Innovators Workshop**



*Page is Blank*

<b>Contents</b>		
<b>Page</b>	<b>Title</b>	<b>Key</b>
4	<i>About the Symbols</i>	
5	<i>Example</i>	
6	<i>Review of Key Diagram Basics</i>	
8	<i>Brother John</i>	<b>C</b>
9	<i>Mary Had a Little Lamb</i>	<b>C</b>
10	<i>London Bridge</i>	<b>C</b>
11	<i>Muffin Man</i>	<b>F</b>
12	<i>It's a Small World</i>	<b>F</b>
13	<i>Michael, Row the Boat Ashore</i>	<b>C</b>
14	<i>Hush Little Baby</i>	<b>F</b>
15	<i>Kum Ba Yah</i>	<b>C</b>
16	<i>Buffalo Gals</i>	<b>C</b>
18	<i>Poor Wayfaring Stranger</i>	<b>Dm</b>
20	<i>Sweet Betsy From Pike</i>	<b>C</b>
22	<i>When Johnny Comes Marching Home</i>	<b>Gm</b>
24	<i>Battle Hymn of the Republic</i>	<b>G</b>
26	<i>The Gospel Train is Comin'</i>	<b>G</b>
28	<i>Greensleeves</i>	<b>Em</b>
30	<i>Swing Low, Sweet Chariot</i>	<b>F</b>
32	<i>Aura Lee</i>	<b>G</b>
33	<i>Scarborough Fair</i>	<b>Dm</b>
34	<i>Prayer of Thanksgiving</i>	<b>C</b>
35	<i>Old Hundredth (Psalm)</i>	<b>G</b>
36	<i>America</i>	<b>F</b>
37	<i>We Shall Overcome</i>	<b>C</b>

# About the Triad Chord Symbols in this Collection



For the songs in this collection, the Standard Symbols for the three most common chords, C, F, and G are used in place of the Triad Symbols. These triads can be the first ones that you memorize.

The triads are normally PLAYED by the left hand in the blue octave group.

LETTERS (notes) are names of white keys.

The NUMBERS are addresses of black keys.

The SYMBOLS are read from left to right.

When the ROOT of a triad is a white key, its symbol is a capital letter - Egb.

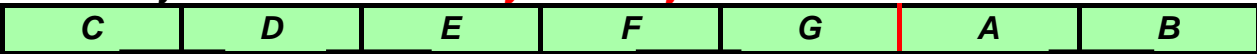
The root is the BLACK key if none of the letters is capitalized - df5.

If one of two or more black keys is the ROOT, it is underlined - 23a.

To make the chords easy to read at a glance, they are color coded:  
 Major - Black - Ceg  
 Minor - Green - C2g  
 Other - Red - Ce5

# Example - Twinkle, Twinkle Little Star

Moderately #/b: 0 Beats: 4 **Key of C Major**



**Triad (Chord) Symbols** - This unit provides triad chord symbols (TS) along with the song melodies (See facing page). These alpha/numeric triad symbols show which left hand keys to play (in the blue octave group) to provide harmony for the melodies shown by the notes. In this unit, you will play the chords with your **LEFT** hand and the melodies with your **RIGHT** hand.

1

2

3

4

5

C

Twin

kle

Twin-

kle

F

lit-

tle

star,

C

G

How

I

won-

der

what

you

C

are.

A triad symbol is shown next to its melody note.

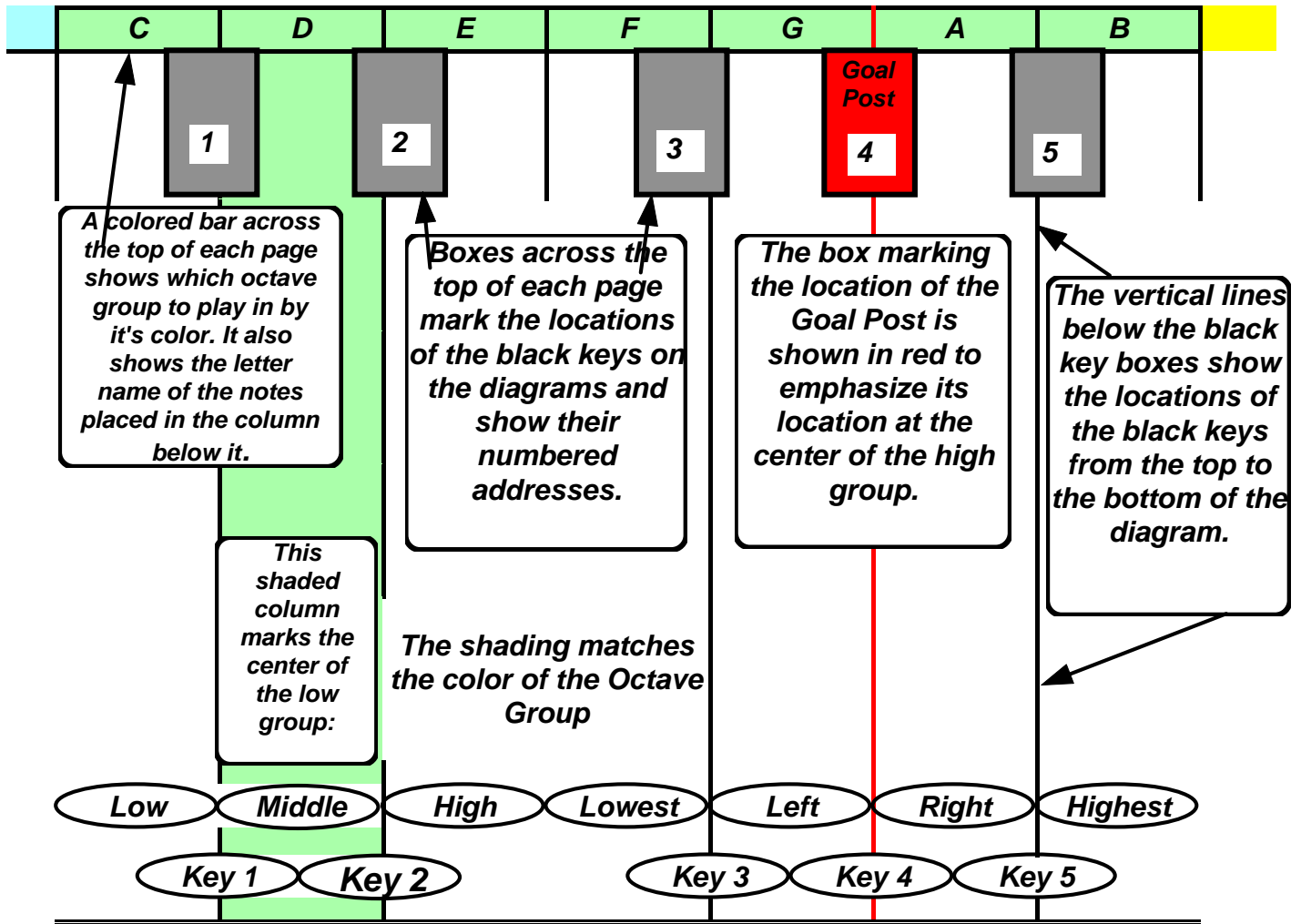
C

Notes with red borders mark the beginning of each measure.

For the songs in this collection, the Standard Symbols for the three most common chords, C, F, and G are used in place of the Triad Symbols. The above example shows the song with these standard symbols. These triads can be the first ones that you memorize. The Triad Symbols appear for all chords, other than C, F, and G, in the following songs.

You will find more information, with detailed instructions and exercises on how to play with triad (3-note) chords, in our chord learning series:  
**Focus on Chords**

## Review of Key Diagram Basics - 1



### Rhythm is shown with color coding and Roman Numerals (Num).

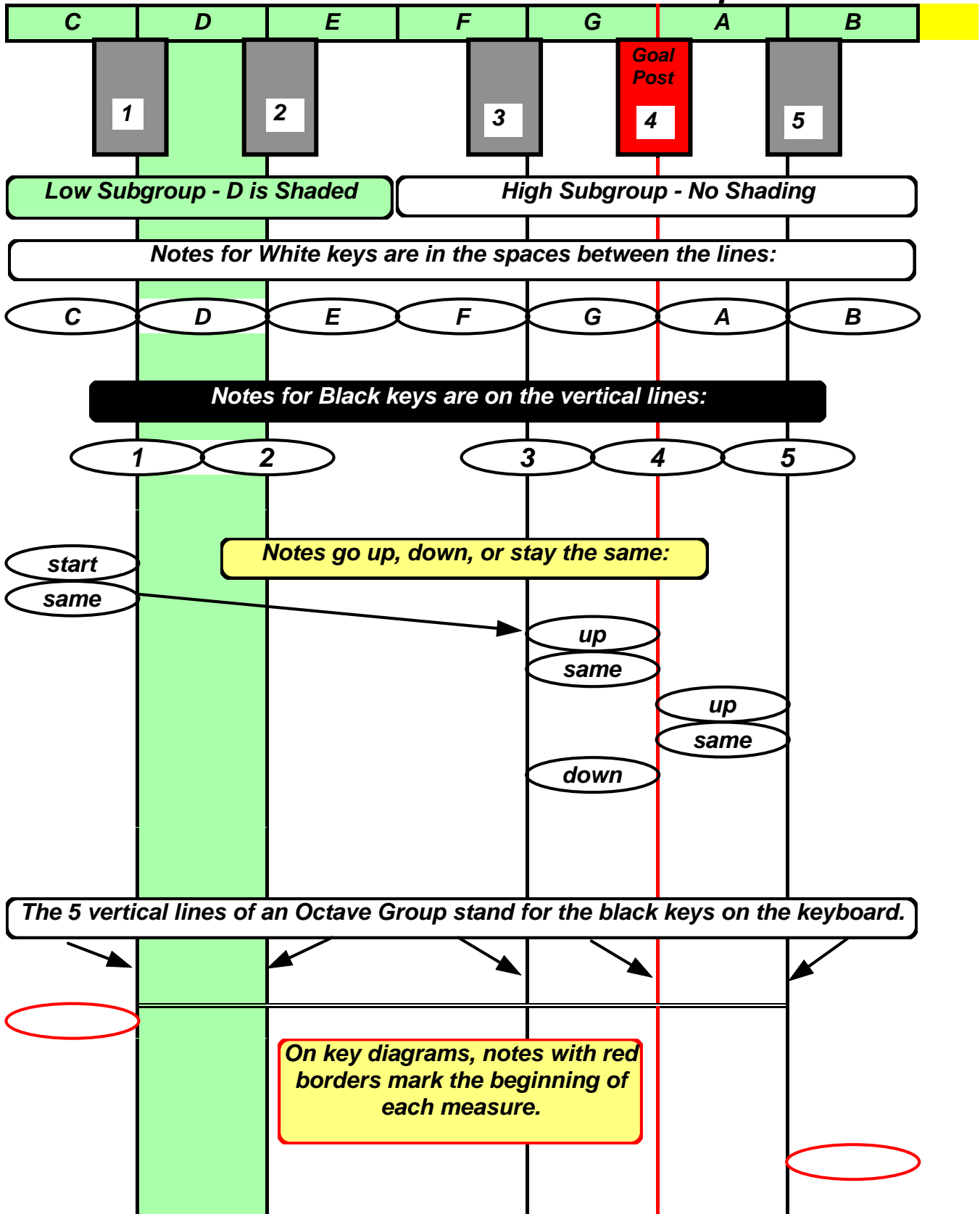
Beat Count	Num	Multiple	Beat Count	Num	Multiple
1/4			1 1/4	v	5
1/3			1 1/3	iv	4
1/2			1 1/2	iii	3
2/3	ii	2	1 2/3	v	5
3/4	iii	3	1 3/4	7	7
1			etc.		
2	ii	2			
3	iii	3			
4	iv	4			

Measures: Notes with red borders identify the BEGINNING of each measure.

The white notes indicate rhythm based on a whole beat. Colored notes indicate rhythm based on fractional beats. Yellow is 1/2 beat, Green is 1/3 beat, and Blue is 1/4 beat. When a Roman numeral follows a note, the numeral indicates a multiple of the note based on its color. (Notes WITHOUT Roman numerals occur most frequently.)

## Review of Key Diagram Basics - 2

### Shown in the Green Octave Group



# Brother John

#/b: 0 Beats: 4 Key of C Major

	C	D	E	F	G	A	B
	1		2		3	4	5
C	Are	you	sleep-				
	ing,		sleep-				
	Are	you	sleep-				
	ing?		Bro-	ther	John,	ii	
			Bro-	ther	John.	ii	
					Morn-		ing
				are	bells		
	ing,		ring-				
					Morn-		ing
				are	bells		
	ing.		ring-				
	Ding				dong		
	ding.	ii					
	Ding				dong		
	ding.	ii					



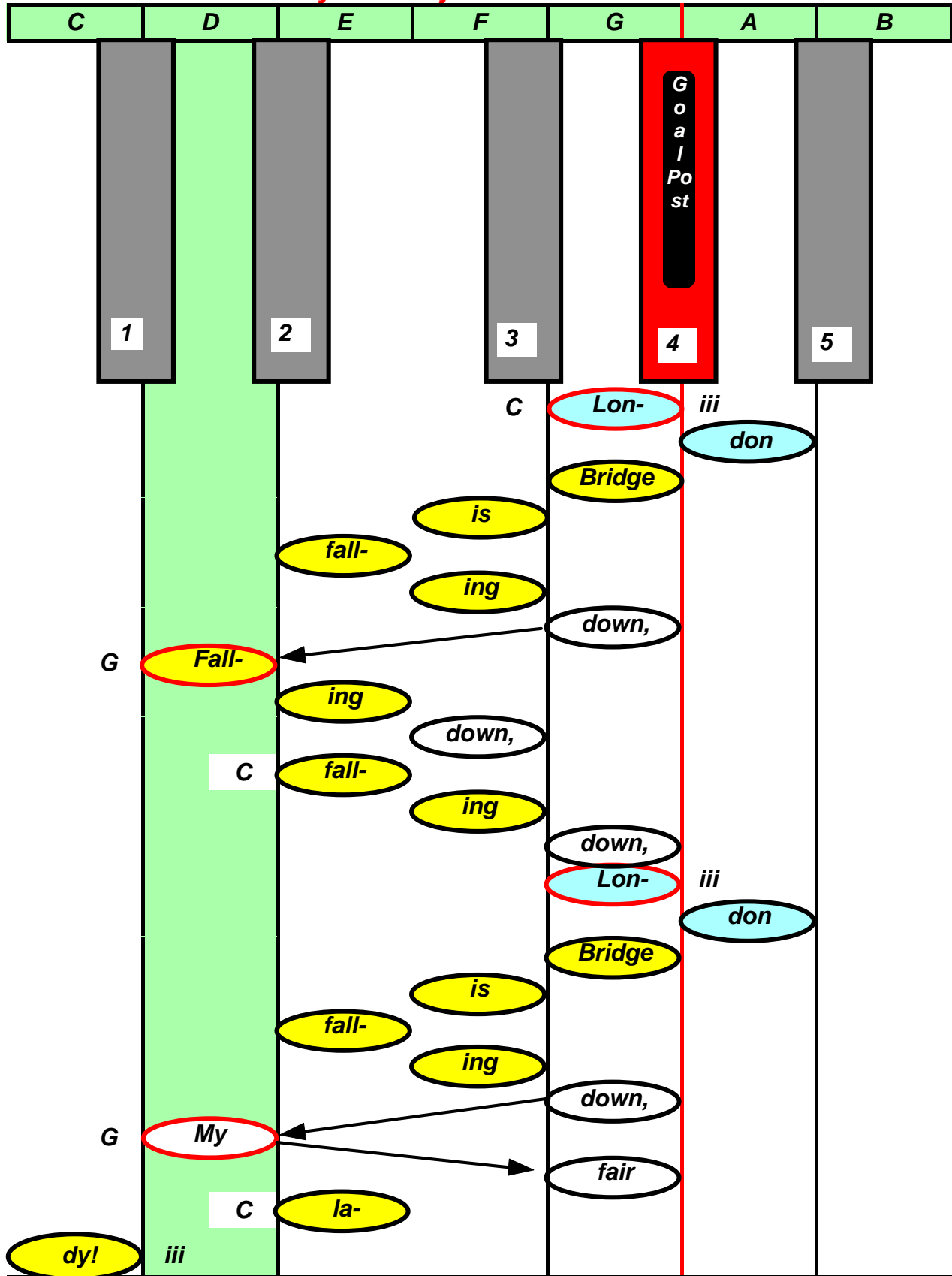
# Mary Had a Little Lamb

#/b: 0 Beats: 4 Key of C Major

C	D	E	F	G	A	B
1		2	3	4		5
C	C	iii		G	A	B
had	ry	Ma-		Goal Post		
	a	lit-				
		tle				
		lamb,				
G	Lit-					
	tle					
	lamb,					
	C	lit-				
		Ma-				
	ry	iii				
had	a					
		lit-				
		tle				
		lamb,				
		its				
G	fleece					
	was					
		white				
C	as					
snow.	ii					

# London Bridge

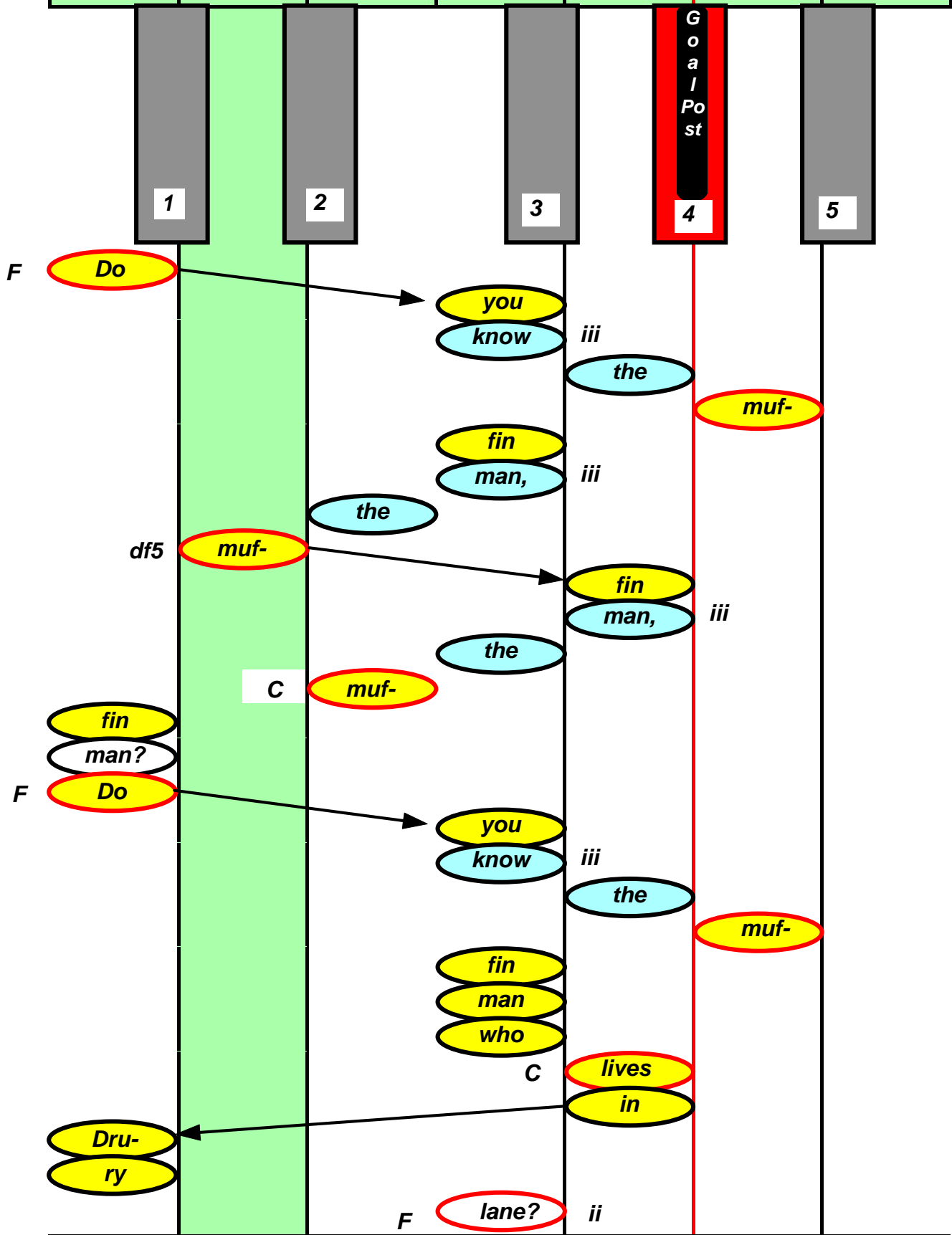
#/b: 0 Beats: 4 Key of C Major



# Muffin Man

#/b: 0 **Beats: 2** *Key of F Major*

C	D	E	F	G	A	B
---	---	---	---	---	---	---



# It's a Small World

**b: 1** **Beats: 4** **Key of F Major**

C	D	E	F	G	A	B	C
1		2	3	4	5		
			F <span style="color: red;">It's</span> a world C	iii <span style="color: red;">af-</span> ter all, <span style="color: red;">It's</span> a world F	iii ii iii small iii ii iii world df5 <span style="color: red;">af-</span> ter all, dG5 <span style="color: cyan;">It's</span> a		iii ii iii small iii ii iii small
C <span style="color: red;">Small</span>	ii	small, F <span style="color: red;">world.</span>	iii				

# Michael, Row the Boat Ashore

#/b: 0 Beats: 4 Key of C Major

C	D	E	F	G	A	B
1		2	3	4	5	
<p>C (Mi-)</p> <p>A- (A-)</p> <p>C (ya.)</p>	<p>le-</p> <p>le-</p> <p>--</p> <p>iv</p>	<p>chael</p> <p>the</p> <p>A-</p> <p>Mi-</p> <p>the</p> <p>a-</p> <p>ii</p> <p>lu-</p> <p>iii</p>	<p>boat</p> <p>boat</p> <p>boat</p> <p>boat</p>	<p>row</p> <p>boat</p> <p>shore</p> <p>le-</p> <p>F (ya.)</p> <p>chael</p> <p>row</p> <p>iii</p>	<p>iii</p> <p>a-</p> <p>ii</p> <p>lu-</p> <p>iv</p>	

Originally sung by freed slaves during the Civil War.

Go  
al  
Po  
st

## Hush Little Baby

Gently *b: 1* Beats: 4 *Key of F Major* Lullaby

C	D	E	F	G	A	B
1	2	3	4	5		

*F* Hush

Pa-  
pa's

if

*Ce5* Pa-  
pa's

lit-  
tle

ba-  
df5 by,

*Ce5* Don't

say  
a  
word;

gon-  
na  
buy  
you

*F* Mock-  
ing  
bird.  
And

that  
mock-  
ing

*dG5* bird

don't  
sing,

gon-  
na  
buy  
you

*F* dai-  
mond  
ring.

ii

iii

ii

ii

ii

*df5*

*ii*

*a*

*ii*

*D3c*

*ii*

*a*

by,

Don't

a

ing

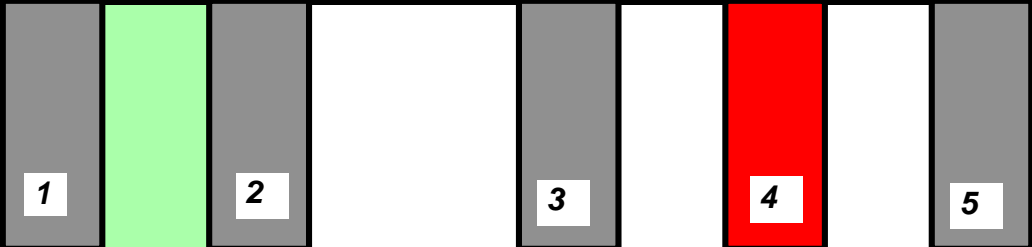
bird

a

# Kum Ba Yah

**#/b: 0**   **Beats: 4**   **Key of C Major**   **American Folk Song**

C
D
E
F
G
A
B



C	Kum		Ba				
	This song is a simple appeal for God to come (kum) and help those in need.						
	Kum		Ba		C	Yah.	iii
						Yah my Lord,	iii ii
				F		Kum Ba	iii
	Kum		Ba			Yah. Yah my Lord,	iii iii ii
			G	Kum			
		iii	Ba			Yah my Lord,	iii ii
C	Kum		Ba			Yah my Lord,	iii ii
					F	Kum Ba	iii
						yah.	iii
			G	Oh,	C		
			G	LORD			
	---	v	C				
	G	Kum					
		Ba					
C	Yah.	iii					

# Buffalo Gals - Page 1

Lively b#: 0 Beats: 4 Key of C Major Minstrel Tune

	C	D	E	F	G	A	B	C
	1	2		3	4		5	1
C	I was		walk-		As			
			street,	ii	in		down	
			street,	ii	the			
			street,	iii	the		down	
					the			
					A			
			gal		I		chanced	
			meet	ii	to			
			ver-		un-			
			y		der			
					the			
C	moon.	iv			sil-			



**Buffalo Gals - Page 2**

b/#: 0

C	D	E	F	G	A	B	C
1		2		3	4	5	1
							C
		night,	ii		won't you	gals,	lo
	night,	ii	fGb	out to-	come		Buf- fa-
		night,	ii	come	C		
		night,	ii	out to-	come		
		night,	ii	out to-	gals,	lo	Bur- fa-
		night, and	iii	won't you	come		
	1eg	night, and	iii	out to-			
			fGb	dance by the			
		of	light				
C	the						
moon.							

# Poor Wayfaring Stranger - Page 1

Slowly b:1 Beats: 3 **Key of D Minor**

C	D	E	F	G	A	B	C	D
	1	2		3	4	5		1
	I'm just							
						a poor	iii	
				way- ing		far-		
			stran-					
	ger, a- trav-					'ling	iii	
	this			through			iii	
			world			of		
						woe;	iii	
	But there's							
						no sick-	iii	
				ness, or		toil		
			dan-					
	ger In that					fair	iii	
				land				
			to					
	which							
I	go.	iii						

Poor Wayfaring Stranger - Page 2

b: 1 LH RH

C	D	E	F	G	A	B	C	D
1	2		3	4	5		1	

Measure 1: C chord. Lyrics: *ceA* ver, *Dfa* home. iii

Measure 2: D chord. Lyrics: den, I'm just

Measure 3: F chord. Lyrics: *Dfa* Jor-

Measure 4: G chord. Lyrics: *dG5* ing, go- iii

Measure 5: A chord. Lyrics: *ceA* ther, I'm go- *fGb* ing ver

Measure 6: A chord. Lyrics: i'm go, more to roam; I'm go- o- iii

Measure 7: B chord. Lyrics: *ceA* ver, *Dfa* Jor-, *dG5* ing, go- iii

Measure 8: C chord. Lyrics: ing, iii there, to, my, ing, iii df5 there, no, a- just

Measure 9: C chord. Lyrics: ing, iii there, to, my, ing, iii df5 there, no, a- just

Measure 10: C chord. Lyrics: ing, iii there, to, my, ing, iii df5 there, no, a- just

Measure 11: C chord. Lyrics: ing, iii there, to, my, ing, iii df5 there, no, a- just

Measure 12: C chord. Lyrics: ing, iii there, to, my, ing, iii df5 there, no, a- just

Measure 13: C chord. Lyrics: ing, iii there, to, my, ing, iii df5 there, no, a- just

Measure 14: C chord. Lyrics: ing, iii there, to, my, ing, iii df5 there, no, a- just

Measure 15: C chord. Lyrics: ing, iii there, to, my, ing, iii df5 there, no, a- just

Measure 16: D chord. Lyrics: there, see

# Sweet Betsy From Pike - Page 1

Lively b/#: 0 Beats: 3 **Key of C Major**

C	D	E	F	G	A	B	C
1	2	3	4	5			1
C Oh do  C sy from Pike, Who crossed	ii sweet Bet-	you  the	fGb ber  a F big	re- mem-  wide  lov- er Ike? With  en, yal- C dog,	her  ii ox-	D3c prai- ries with  G two yoke of	Egb ox-

# Sweet Betsy From Pike - Page 2

b#: 0

	C	D	E	F	G	A	B	C		
	1		2		3	4		5		1
C	A	—								
			tall			roost-				
			Shang-							
			hai							
				fGb						
				er,						
		and								
		one								
C	spot-									
	ted									
	hog									
	Hoo-	ii								
		dle								
		ceA	dang							
			fol-							
			de-							
				fGb		dye-				
				do,						
		hoo-								
		dle								
		dang,								
C	fol-									
	de-									
	day.	ii								

# When Johnny Comes Marching Home - Page 1

Vigorously *b: 2* Beats: 2 *Key of G Minor* Gilmore

C	D	E	F	G	A	B	C	D	
1	2	3	4	5	1				
<p><i>dG5</i> When John-</p> <p>Hur-</p> <p>We'll give</p>		<p><i>Dfa</i> rah, rah!</p>		<p>ny comes march-</p> <p>Hur- v v</p> <p>him a heart-</p>		<p><i>ii</i> ing home <i>ii</i> a- gain, <i>ii</i></p> <p><i>ii</i> y wel- <i>ii</i> come then, <i>ii</i></p>		<p>Hur- <i>df5</i> rah v rah! v</p>	

The diagram illustrates the musical score for the first page of 'When Johnny Comes Marching Home'. It is written in G Minor, 2/4 time, and is marked 'Vigorously'. The score is divided into measures 1 through 10, with a key signature change to G Minor at measure 4. The lyrics are: 'When Johnny comes marching home again, Hurrah! We'll give him a heart-y welcome then, Hurrah!'. Chords are indicated by letters C, D, E, F, G, A, B, and C, D in yellow. Dynamics like *dG5*, *Dfa*, and *df5* are noted. A red vertical line marks the beginning of the G Minor key signature at measure 4. The final two measures (9 and 10) are highlighted in yellow.

# When Johnny Comes Marching Home - Page 2

b: 2

C	D	E	F	G	A	B	C	D
1	2			3	4	5		1
					df5			
					The		1/6 beat	
							---	1/6 beat
							dG5	men
								will
								cheer,
								and
								the
							D3c	BOYS
								will
								shout,
								The
							dG5	LA-
								dies
								they
								---
								will
							D3c	ALL
								turn
								out,
								And
								we'll
							dG5	ALL
							C2g	feel
							dG5	GAY,
							C2g	When
							dG5	JOHN-
								ny
								comes
							C2G	march-
								ing
							dG5	HOME!
								v

# Battle Hymn of the Republic - Page 1

Majestic March Tempo # 1 Beats: 4 **Key of G Major** Howe and Steffe

B	C	D	E	F	G	A	B
5	1	2		3	4	5	
<p>glo- iii</p> <p>the iii</p> <p>ry</p> <p>are</p> <p>light- iii</p> <p>ful iii</p>	<p>G Mine eyes have seen</p> <p>G grapes</p> <p>wrath</p> <p>stored: He hath loosed the fate- ning</p>	<p>iii</p> <p>iii</p> <p>ry</p> <p>C tramp- ling out</p> <p>the of</p> <p>the of</p> <p>ning</p>	<p>iii</p> <p>iii</p> <p>tramp- ling out</p> <p>the of</p> <p>the of</p> <p>ning</p>	<p>of</p> <p>Lord: He is</p> <p>the vin- tage</p> <p>where</p> <p>of</p> <p>sword: His</p> <p>G march- ing G on!</p>	<p>iii</p> <p>the</p> <p>Lord: He is</p> <p>the vin- tage</p> <p>where</p> <p>of</p> <p>His</p> <p>truth is</p> <p>iv</p>	<p>the</p> <p>com- ing of</p> <p>the</p> <p>is</p> <p>the vin- tage</p> <p>where</p> <p>His</p> <p>truth is</p> <p>iv</p>	<p>com- ing of</p> <p>the</p> <p>is</p> <p>the vin- tage</p> <p>where</p> <p>His</p> <p>truth is</p> <p>iv</p>



# Battle Hymn of the Republic - Page 2

#: 1

The diagram illustrates the musical structure of the second page of the 'Battle Hymn of the Republic'. It is organized into seven vertical columns labeled B, C, D, E, F, G, and A at the top, with a final B column on the far right. A red vertical line is positioned between columns G and A. Above each column is a grey box containing a number: 5, 1, 2, 3, 4, 5. The number 4 is highlighted in red. The diagram shows various chords (G, C, Egb, G, D3a) and lyrics (glo-, ry, jah!, lu-, ha-, le-, truth, is, march-, ing, on!) with circled fingerings (i, ii, iii). Arrows indicate transitions between columns, such as from column D to F and from column D to G. The lyrics are arranged in a way that suggests a specific melodic line across the columns.

# The Gospel Train is Comin' - Page 1

Brightly #: 1 Beats: 2 **Key of G Major**

C	D	E	F	G	A	B
1	2		3	4		5
G	<p>gos-</p> <p>I</p> <p>D3c</p> <p>I</p> <p>C</p> <p>hear</p>	<p>pel</p> <p>hear</p> <p>hand.</p> <p>the</p>		<p>train</p> <p>is</p> <p>com-</p> <p>in',</p> <p>it</p> <p>just</p> <p>at</p> <p>wheels</p> <p>a</p> <p>mov-</p> <p>in'</p> <p>land.</p>	<p>iii</p> <p>iii</p> <p>iii</p> <p>iii</p> <p>C2g</p> <p>D3c</p>	<p>The</p> <p>and</p> <p>rumb-</p> <p>lin'</p> <p>thro'</p> <p>the</p>

# The Gospel Train is Comin' - Page 2

#: 1 2/4

C	D	E	F	G	A	B
1		2		3	4	5
G	C	C	G	G	G	G
		board		on	iii	Get
				lit-	iii	
				tle	iii	
				chil-	iii	
				dren,	iii	
				Get	iii	
				on	iii	
				lit-	iii	
				tle	iii	
				chil-	iii	
				dren,	iii	
				on	iii	Get
				lit-	iii	
				tle	iii	
				chil-	iii	
				dren,	iii	
				on	iii	
				lit-	iii	
				tle	iii	
				chil-	iii	
				dren,	iii	
				There's	iii	room
					iii	for
				man-	iii	
				y	iii	
				a	iii	
				more.	ii	

# Greensleeves - Page 1

Moderately #1 Beats: 3 *Key of E Minor* Old Folk Ballad

B	C	D	E	F	G	A	B	C	D
5	1	2		3	4	5		1	
			A-	Egb	las	ii			
						my			
		wrong	iii	me	D3a	do	love,	---	
				To			you		
				C	cast	ii	ii		
			me						
			off	iii					
			---						
			dis-	23B	cour-	ii			
			teous-						
ly.			And	Egb	I	ii			
						have			
							loved	iii	
							---	---	
							ii		
							you		
			long	so	D3a				
			iii						
			---						
				de-					
				C	light-	iii			
				---					
			ing						
			23B	in	iii				
			---						
			your						
			E4b	com-	ii				
				pa-					
				ny.	iii				

# Greensleeves - Page 2

#: 1

	B	C	D	E	F	G	A	B	C	D
	5	1	2		3	4	5		1	
			joy,	my	Green-	all	was		Green-	
			---	---	---	ii	ii		---	iii
			sleeves	---	Green-	ii	ii		---	iii
			was	23B my	ii				---	iii
			de-	light.	iii				Green-	iii
					iii				Green-	iii
			gold	of-	iii	heart	my		was	iii
			---	and	iii		ii			
				C who	iii					
				but	iii					
			my		iii					
			23B la-		iii					
			---		iii					
			-dy		iii					
			E4b Green-		iii					
			sleeves		iii					

# Swing Low, Sweet Chariot - Page 1

Slowly b:1 Beats: 4 Key of F Major

C	D	E	F	G	A	B	C	D
1	2		3	4	5		1	
---	ot, iii		low, ii df5 char- i- F Com- in' for to		F Swing sweet		me C home Ce5 O, F Swing ---	iii
---	ot, iii		df5 char- i- Dfa Com- in' for to		low ii 2Fa sweet		car- ry	
			F home Ce5 me iii		F car- ry			

Second time end here.

# Swing Low, Sweet Chariot - Page 2

Slowly b:1 Beats: 4

C	D	E	F	G	A	B	C	D
1	2		3	4	5		1	
	ver		o-	F	I		me	
		Dfa	Jor-				home,	iii
			den				a	
			and				F	Band
		df5	what				---	
			did					
			I					
Ce5	see		F	Com-		car-		
---	iii			in'		ry		
				for				
				to				
						of		
						an-		
					2Fa			
					---			
			df5	gels				
				Com-				
				in'				
				af-				
				ter				
Ce5	me		fGb	Com-				
---	iii			in'				
				for				
				to				
						F		
						car-		
						ry		
				Ce5	me			
				F	home			
				iv				

Now, repeat Page 1.

**Aura Lee**

Tenderly #: 1 Beats: 4 **Key of G Major** Fosdick and Poulton

C	D	E	F	G	A	B	C
1	2	3	4	5	1		
G	As						
			the black- bird		in		
	the		ceA		spring	ii	
			D3c 'Neath				
	wil-		the				
			low				
			G tree,		ii		
	---	ii					
	Sat		and				
			1gA piped,				
			I		heard		
	him		D3c Sing		ii		
			of				
	Au-		G ra				
			G LEE.		iv		
			23B Au-				
			ra				
			Lee		ii		
			Egb Au-		iii		
			ra				
			Lee!		ii		
			G gold-		G Maid	iii	
			D3a en		of		
					G hair	iv	
					Dfa Sun-		
					dE4 shine		
					a-	came	iii
					long		
	with		1gA		thee,	iii	
			D3c And				
			swal-				
			lows		in	iii	
			G air.		the	iii	
					iv		



## Scarborough Fair

*Moderately*   *b:1*   *Beats: 3*   *Key of D Minor*

C	D	E	F	G	A	B	C	D	
1		2		3		4		5	
<p><i>Dfa</i> Are you</p> <p><i>Dfa</i> fair?</p> <p>ber</p> <p>of</p> <p><i>D3a</i> mine.</p>	<p>ii</p> <p><i>ceA</i> Scar-</p> <p><i>1gA</i> ough</p> <p><i>Dfa</i> fair?</p> <p>there.</p> <p>For</p> <p><i>Dfa</i> once</p> <p>love</p> <p>mine.</p>	<p>iii</p> <p>Scar-</p> <p>bor-</p> <p>ough</p> <p>iii</p> <p>me</p> <p>lives</p> <p>true</p>	<p>iii</p> <p>bor-</p> <p>and</p> <p>lives</p> <p>that</p> <p>a</p>	<p>ii</p> <p>to</p> <p>that</p> <p>was</p>	<p>iii</p> <p>go-</p> <p>ing</p> <p>to</p> <p><i>ceA</i> Pars-</p> <p><i>Dfa</i> ma-</p> <p>G and</p> <p><i>ceA</i> thyme.</p> <p>Re-</p> <p>one</p> <p>she</p> <p>ii</p>	<p>ii</p> <p>ry</p> <p>ii</p> <p>Re-</p> <p>she</p> <p>ii</p>	<p>1</p> <p>ly,</p> <p><i>Dfa</i> sage,</p> <p><i>C</i> rose-</p> <p>mem-</p>	<p>ii</p> <p>ii</p>	

The diagram shows a musical score for 'Scarborough Fair' in D minor, 3/4 time. It is divided into measures 1 through 5, with a repeat sign at the end. Chord symbols are placed above the lyrics. A red vertical line is drawn between measures 3 and 4. Arrows indicate connections between lyrics and chords across measures. The background is color-coded by measure: measures 1-3 are green, measure 4 is red, measure 5 is grey, and the final two measures are yellow.

# Prayer of Thanksgiving

Joyfully    b#: none    Beats: 3    **Key of C Major**    Traditional Dutch Air

C	D	E	F	G	A	B	C	D		
1		2		3		4	5		1	
						iii				
				C		iii				
				C		iii				
				Dfa		iii				
				C		iii				
				Dfa		iii				
				C		iii				
				fGb		iii				
				C		iii				
				G		iii				
				G		iii				
				ceA		iii				
				D3a		iii				
				G		iii				
				ceA		iii				
				D3c		iii				
				G		iii				
				fGb		iii				
				fGb		iii				
				Dfa		iii				
				C		iii				
				fGb		iii				
				C		iii				
				F		iii				
				C		iii				
				Dfa		iii				
				C		iii				
				fGb		iii				
				C		iii				
				fGb		iii				
				C		iii				

# Old Hundredth (Psalm)

Majestic #1 Beats: 4 Key of G Major Kethe and Bourgeois

C	D	E	F	G	A	B	C	D
1	2		3	4	5		1	D
			C	All				
				peo-				
			D3a	ple				
	Egb	that						
d3B	on							
			Egb	earth				
			D3a	do	G	dwell,		Note: Give notes in pink and extra beat (fermata).
						Sing		
						to		
						the		
			D3a	Lord				
			Egb	with				
							C	cheer
					G	ful		
			D3a	voice;				
			Egb	Him				
			D3a	serve				
					G	with		
			D3a	fear,				
			G	His				
		C	praise					
			D3c	forth				
			G	tell;				
								Come
								ye
			Egb	be-				
				ceA				
				fore				Him
					G	and		
			D3c	re-				
			G	joice.				

# America

With Spirit b:1 Beats: 3 Key of F Major

C	D	E	F	G	A	B	C	D
1	2	3	4	5	1			
		<p>F My</p> <p>Dfa coun-</p> <p>dG5 try</p> <p>C 'tis</p> <p>iii of</p> <p>thee</p> <p>F Sweet</p> <p>Dfa land</p> <p>dG5 of</p> <p>F lib- iii</p> <p>er-</p> <p>ty</p> <p>dG5 Of</p> <p>F thee</p> <p>C I</p> <p>F sing</p> <p>iii</p> <p>F Land</p> <p>where</p> <p>my</p> <p>fa- iii</p> <p>thers</p> <p>died,</p> <p>Ce5 Land</p> <p>of</p> <p>the</p> <p>Pil- iii</p> <p>grims'</p> <p>pride.</p> <p>F From</p> <p>df5 ev'-</p> <p>F ---</p> <p>C ry</p> <p>F ---</p> <p>oun iii</p> <p>df5 tain-</p> <p>F side</p> <p>df5 Let</p> <p>---</p> <p>F free-</p> <p>Ce5 dom</p> <p>F ring!</p> <p>iii</p>						

# We Shall Overcome

Moderately *b/#: 0* Beats: 4 *Key of C Major* Traditional Spiritual

C	D	E	F	G	A	B	C	D	
1	2	3	4	5	1				
		C		C		C		C	
		We shall		o-ver		come,		We shall	
		F		ii		o-ver		F	
		C		C		C		C	
		---		ii		come,		We shall	
		---		ii		o-ver		F	
		C		C		C		C	
		We shall		o-		ver-		Dfa	
		---		ii		ceA		fGb	
		C		G		come		D3a	
		---		ii		some		G	
		C		G		day		D3c	
		---		ii		---		G	
		C		G		Oh-		Dfa	
		---		ii		---		fGb	
		C		C		C		C	
		23a		my		in		Dfa	
		heart,		iv		deep		C	
		F		I		ii		C	
		do		fGb		---		C	
		be-		C		C		C	
		C		lieve,		iv		C	
		Ce5		WE		C		C	
		shall		F		I		C	
		o-		F		cF4		C	
		ver-		C		come		C	
		C		some		ii		C	
		fGb		DAY.		ii		C	
		C		---		ii		C	
		F		---		iv		C	
		C		---		ii		C	

**Page is Blank**