

# Great Musical Themes

RC

**J.S. Bach**

## Chord Symbols (LH)

*(Traditional AND mapped chord symbols are both shown for each chord. Play from the traditional symbols if you can.)*

*For the mapped chord symbols, the ROOT of each chord is highlighted in color to indicate the mode of the chord, as shown below.*

Major

Minor

Dominant 7th

All Others


## Color Highlights for Melody Notes With Fractional Beats (RH)

*Color indicates the denominator of the beat fraction. (White notes are 1 beat long or multiples of 1 beat.)*

1 2 3 4 >4

Staccato notes  
are gray.

**From the Music  
Innovator's Workshop**



## Contents

**Page**

- 3** *Bist Du Bei Mir*
- 4** *March in D Major*
- 5** *Bouree*
- 6** *Fugue in C Minor*
- 7** *My Heart Ever Faithful*
- 8** *Brandenburg Concerto - No. 2 1st Mvt*
- 9** *Invention in D Minor*
- 10** *Little Fugue in G Minor*
- 11** *Prelude, Suite 1 for Cello*

# Bist Du Bei Mir

J.S. Bach

*Gently*   *b: 3*   *Beats: 3*

3   4   5

*Eb*  
*Cm*  
*Fm*  
*Bb*  
*Eb*  
*Fm*  
*Ab*  
*Bb*  
*Bb*  
*Eb*  
*Em7*  
*b5*

3   4

*Bb*  
*Eb*  
*F7*  
*Bb*  
*Eb*  
*F*  
*Bb*

# March in D Major

from Anna's Notebook

J.S. Bach

Moderate March Tempo #: 2 Beats: 4

The first system of musical notation is presented on a grand staff with four staves. The top two staves are labeled 'D' and the bottom two are labeled 'A' and 'D'. The notation is divided into three measures: measure 3 (light blue background), measure 4 (light green background), and measure 5 (yellow background). A thick black vertical bar is positioned between measure 3 and measure 4. The notes are represented by circles: yellow for whole notes, white for half notes, and grey for quarter notes. The bass line (bottom two staves) features a descending eighth-note scale in measure 5. The treble line (top two staves) features a descending eighth-note scale in measure 5. Large white ovals are placed in the treble line of measure 4 and the bass line of measure 5.

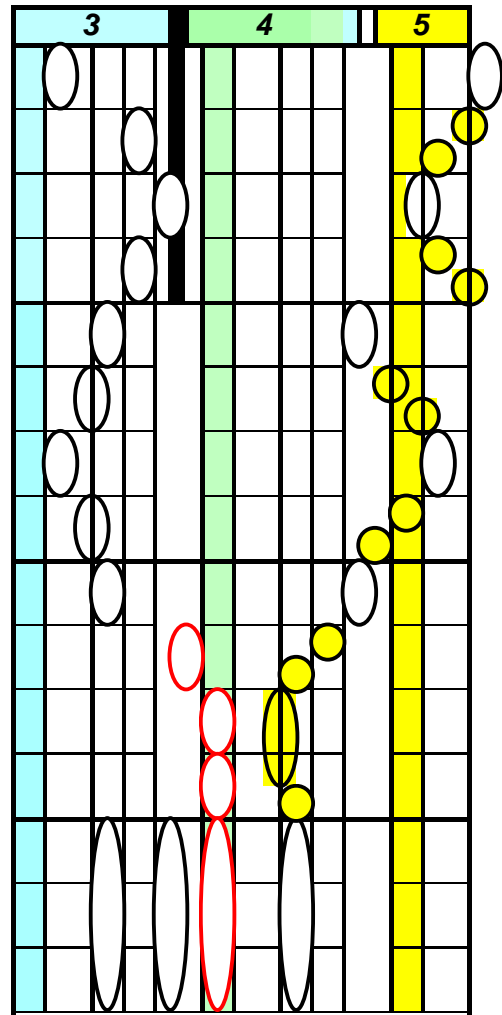
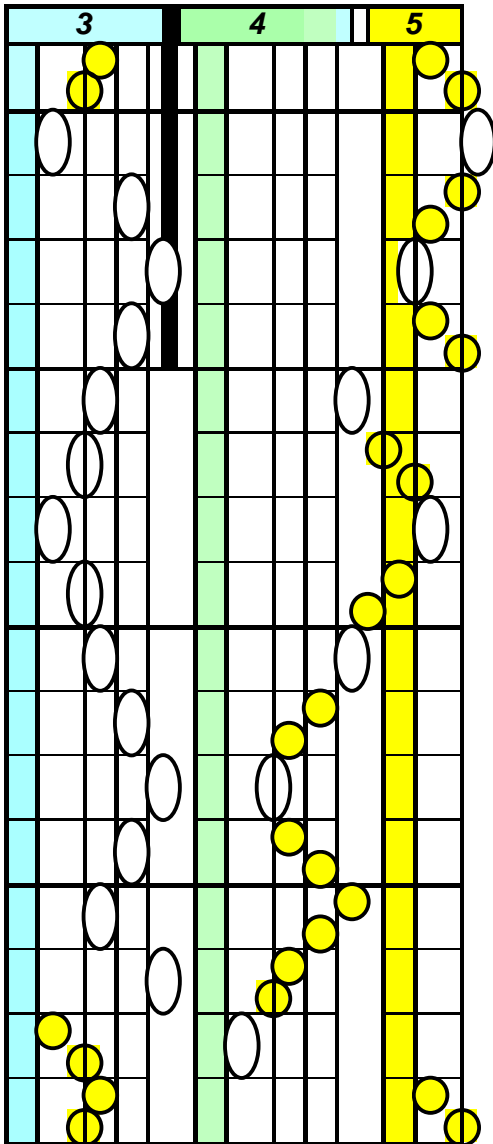
The second system of musical notation is presented on a grand staff with three staves. The top staff is labeled 'E', the middle 'D', and the bottom 'A'. The notation is divided into three measures: measure 3 (light blue background), measure 4 (light green background), and measure 5 (yellow background). A thick black vertical bar is positioned between measure 3 and measure 4. The notes are represented by circles: yellow for whole notes, white for half notes, and grey for quarter notes. The middle staff (labeled 'D') features a descending eighth-note scale in measure 5. The top staff (labeled 'E') features a descending eighth-note scale in measure 5. The bottom staff (labeled 'A') features a descending eighth-note scale in measure 5. Large white ovals are placed in the top staff of measure 4 and the middle staff of measure 5. A 'tr' (trill) symbol is placed above a note in the middle staff of measure 5.

# Bourree

from Suite in E Minor for Lute

J.S. Bach

Lightly #: 1 Beats: 4



# Fugue in C Minor

from The Well Tempered Clavier Book 1

J.S. Bach

With Vigor b: 3 Beats: 4

The image displays two systems of musical notation for a fugue in C minor. Each system consists of a vertical grid of staves. The first system is labeled 'NC' on the left. The second system is labeled with various chords: Gm, D7, Gm, Cm, Fm, F7, Gm, G7, Ab, G7, and Cm. The notation includes notes represented by colored circles (green, cyan, grey, white, red, yellow) and stems. The grid is divided into three vertical sections labeled '3', '4', and '5' at the top, with a thick black vertical bar separating the first and second sections. A sharp sign (#) is placed above a note in the second system.

# My Heart Ever Faithful

from Contata No. 8 - Originally for Soprano and Orchestra

J.S. Bach

Andante con moto b: 1 Beats: 4

Musical score for the left hand of 'My Heart Ever Faithful'. The score is presented on a grand staff with seven staves. The top staff is labeled 'F' and contains a treble clef. The bottom staff is labeled 'F' and contains a bass clef. The score is divided into three measures: measure 3 (light blue background), measure 4 (light green background), and measure 5 (yellow background). A thick black vertical bar is positioned between measure 3 and measure 4. The notes are represented by circles: white for natural notes, red for C7, yellow for F, and blue for Bb. The notes are placed on the lines and spaces of the staves to indicate pitch and rhythm.

Musical score for the right hand of 'My Heart Ever Faithful'. The score is presented on a grand staff with seven staves. The top staff is labeled 'C7' and contains a treble clef. The bottom staff is labeled 'C' and contains a bass clef. The score is divided into three measures: measure 3 (light blue background), measure 4 (light green background), and measure 5 (yellow background). A thick black vertical bar is positioned between measure 3 and measure 4. The notes are represented by circles: white for natural notes, red for C7, yellow for F, and blue for Bb. The notes are placed on the lines and spaces of the staves to indicate pitch and rhythm.

# First Movement Theme

from Brandenburg Concerto No. 2

J.S. Bach

Vigorously *b*: 1 Beats: 4

Musical notation for the first system of the first movement theme. It consists of four staves. The first staff is labeled 'F' and the second 'C'. The third and fourth staves are labeled 'F' and 'C' respectively. The notation is divided into three measures: measure 3 (light blue background), measure 4 (light green background), and measure 5 (yellow background). A thick black vertical bar is placed between measure 3 and measure 4. The notes are represented by circles: white for natural notes, yellow for sharps, and cyan for naturals. Some notes are shaded grey. The notes in measure 3 are F4, C5, F4, C5. In measure 4, there are two groups of notes: a group of F4, C5, F4, C5 and a group of F4, C5, F4, C5. In measure 5, there are two groups of notes: a group of F4, C5, F4, C5 and a group of F4, C5, F4, C5.

Musical notation for the second system of the first movement theme. It consists of five staves. The first staff is labeled 'C', the second 'F', the third 'C', the fourth 'C7', and the fifth 'F'. The notation is divided into three measures: measure 3 (light blue background), measure 4 (light green background), and measure 5 (yellow background). A thick black vertical bar is placed between measure 3 and measure 4. The notes are represented by circles: white for natural notes, yellow for sharps, and cyan for naturals. Some notes are shaded grey. The notes in measure 3 are C5, F5, C5, C7, F5. In measure 4, there are two groups of notes: a group of C5, F5, C5, C7, F5 and a group of C5, F5, C5, C7, F5. In measure 5, there are two groups of notes: a group of C5, F5, C5, C7, F5 and a group of C5, F5, C5, C7, F5.



# Invention in D Minor

from Two-Part Inventions

J.S. Bach

Vigorously *b: 1* Beats: 3

The image displays two musical staves for the 'Invention in D Minor' by J.S. Bach. The score is organized into three measures, labeled 3, 4, and 5 at the top of each staff. The left staff uses a guitar-like chord notation with letters (Dm, A7, C, Gm) and colored circles (green, red, white, yellow, grey) on a grid. The right staff uses a piano-style notation with letters (F, Gm, C, F, Bb, C, F, Bb, C, F) and colored circles (white, yellow, green, grey) on a grid. A thick black vertical bar is placed between measures 3 and 4 on both staves. Measure 4 is highlighted in light green, and measure 5 is highlighted in yellow. The notes in measure 5 are arranged in a descending scale. Trills (tr) are indicated in the right staff for measures 4 and 5.

# Little Fugue in G Minor

Originally for Organ

J.S. Bach

With Vigor b: 2 Beats: 4

The image displays three systems of musical notation for the Little Fugue in G Minor. Each system consists of two staves, with the top staff representing the right hand and the bottom staff representing the left hand. The notation uses colored circles to represent notes: yellow for the right hand and blue for the left hand. The first system is marked with a green background and a '4' above the staff, indicating a measure of 4 beats. The second system is marked with a green background for the first measure (4 beats) and a yellow background for the second measure (5 beats). The third system is also marked with a green background for the first measure (4 beats) and a yellow background for the second measure (5 beats). Performance markings include a thick black vertical bar at the start of each system, a sharp sign (#) indicating an accidental, and a 'tr' marking for a trill. The left hand is labeled 'LH' in the second system. The notation is presented in a simplified, dot-based style.

# Prelude

from The Suite No. 1 for Solo Cello

J.S. Bach

Briskly #: 1 Beats: 4

The first system of the musical score consists of two staves. The first staff has a purple box labeled '2' above the first measure and a cyan box labeled '3' above the next three measures. The second staff has a cyan box labeled '3' above the first three measures. The notes are represented by circles: cyan circles for the first staff and red circles for the second staff. A thick black bar is present at the end of the second staff. A green vertical bar is on the right side of the system.

**\*Sustain the sound of this piece with your pedal.**

The second system of the musical score consists of two staves. The first staff has a purple box labeled '2' above the first measure and a cyan box labeled '3' above the next three measures. The second staff has a cyan box labeled '3' above the first three measures. The notes are represented by circles: cyan circles for the first staff and red circles for the second staff. A thick black bar is present at the end of the second staff. A green vertical bar is on the right side of the system. At the bottom of the second staff, there are two red ovals.

*Page is Blank*